

2019-20

GRANTHAM AT A GLANCE



Our Mission:

To provide quality, accessible, affordable, professionally relevant programs in a continuously changing global society.

Our Vision:

Grantham University is committed to being a globally recognized innovator in higher education, serving those who serve and serving those who strive to make a difference in their professional lives and community.

Minimizing Obstacles, Maximizing Futures

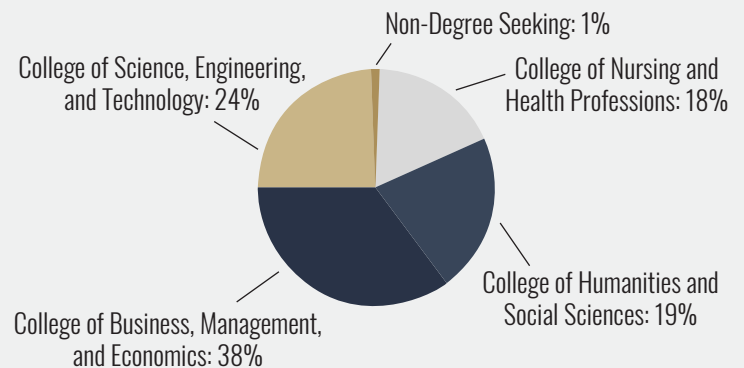
At Grantham, we believe that everyone has the right to an education—regardless of age, financial status, geographical location or anything else. That’s why our online programs are designed for busy, working adults who may not fit the mold of a traditional brick-and-mortar university. By putting our students at the center of everything we do, we’re able to deliver quality, convenient and affordable education to all kinds of adult learners across the globe.

STUDENT BODY CHARACTERISTICS

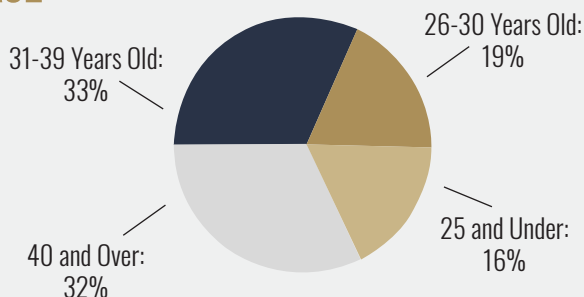
RACE + ETHNICITY

Black:	35%
White:	34%
Unknown:	14%
Hispanic/Latino:	8%
Two or More Races:	6%
Asian:	2%
American Indian or Alaskan Native:	0.4%
Native Hawaiian or Other Pacific Islander:	0.4%

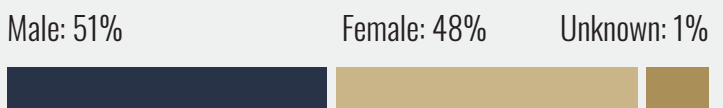
COLLEGE



AGE



GENDER

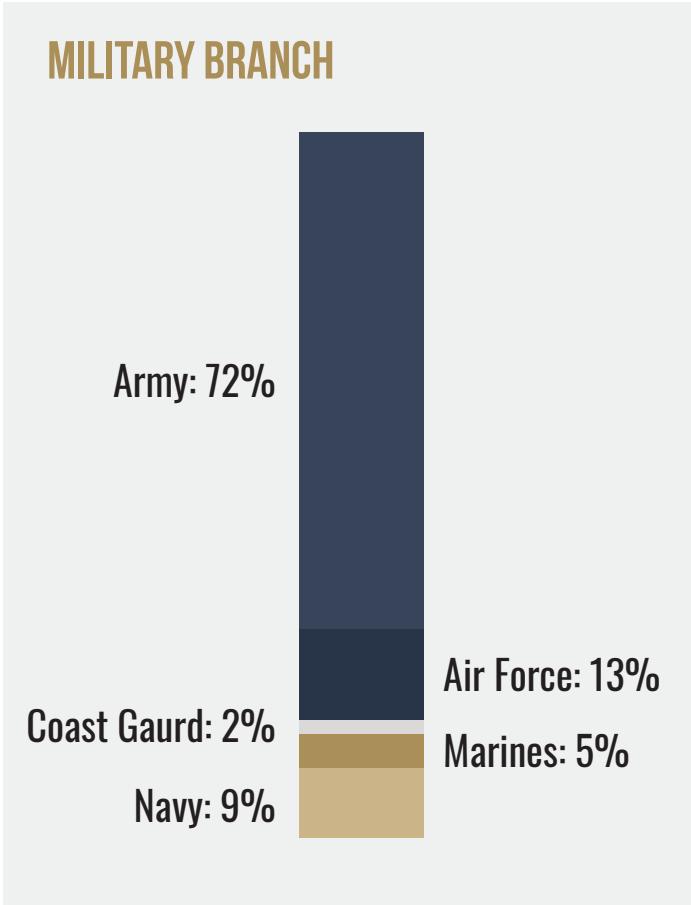


41.7%
GRADUATES WHO RETURN
FOR A SECOND DEGREE

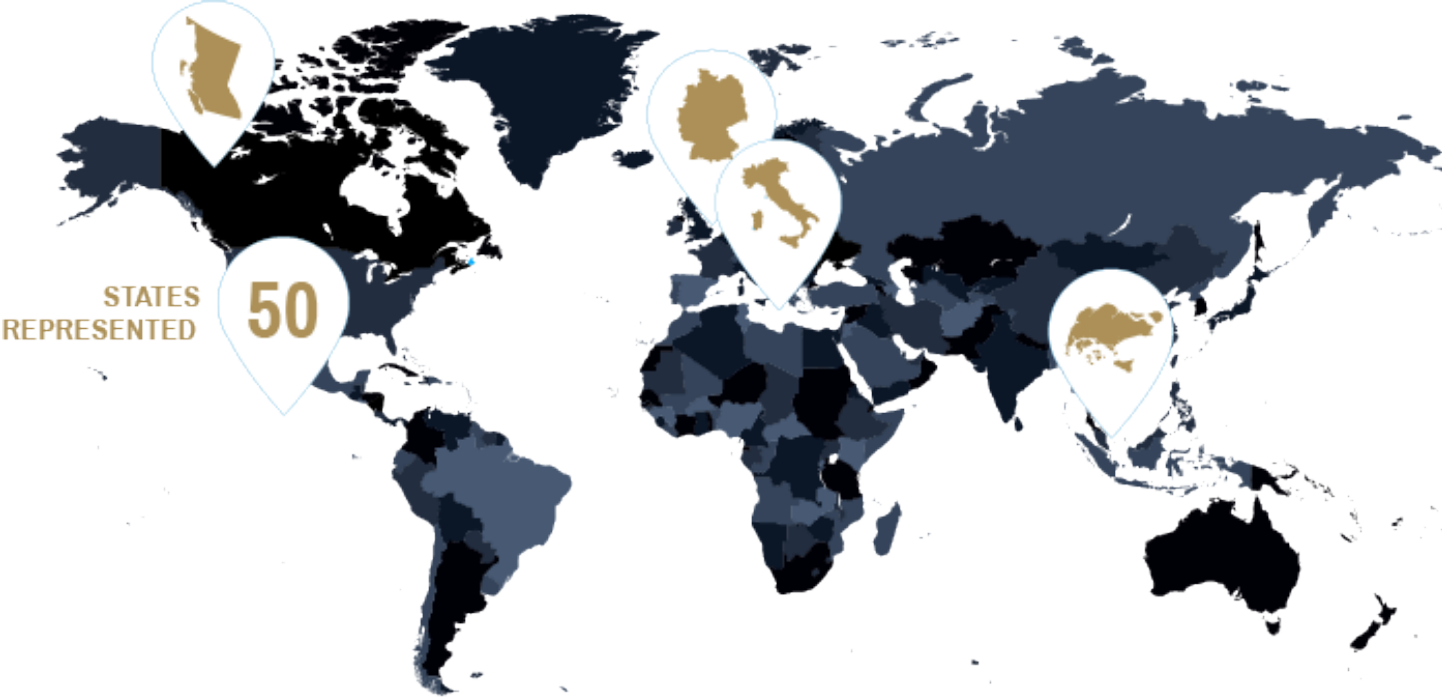
36
AVERAGE AGE

48%
MILITARY STUDENTS

54% of Students Have Transfer Credits
Average Amount of Transfer Credits: 30



OUR GRADUATES HAIL FROM AS FAR AWAY AS GERMANY, ITALY, SINGAPORE, BRITISH COLUMBIA AND FROM ALL 50 STATES.



Data obtained from Grantham University Institutional Research, 2021.

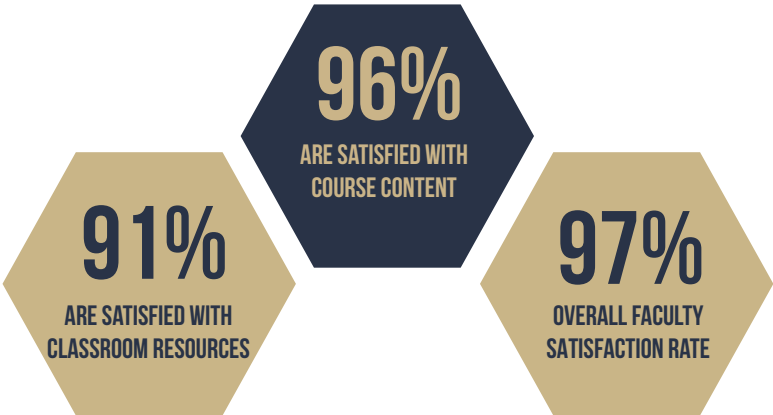
VIRTUAL CLASSROOMS

STUDENT TO FACULTY RATIOS

Undergraduate Student to Faculty Ratio: 16:1



Graduate Student to Faculty Ratio: 13:1



CLASSROOM SIZE



UNDERGRADUATE
AVERAGE CLASSROOM
SIZE: 18

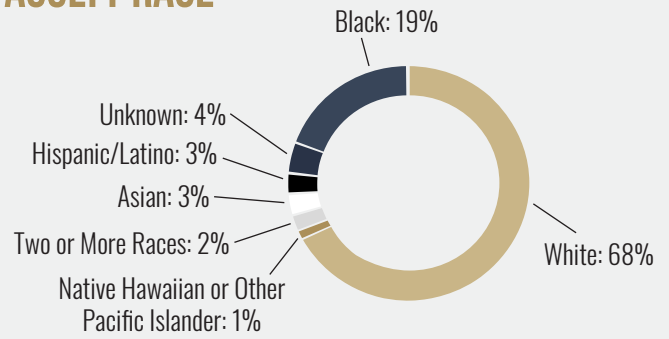
GRADUATE AVERAGE
CLASSROOM SIZE: 9

Data obtained from Grantham University Institutional Research, 2021.

FACULTY GENDER



FACULTY RACE



FACULTY APPROVAL

“Faculty demonstrated knowlege related to the course content.”

98%

“Faculty engaged with students, contributing to a healthy learning environment.”

96%



STUDENT OUTCOMES

COLLEGE

2019 GRADUATES

College of Business, Management, and Economics:	720
College of Humanities and Social Sciences:	483
College of Nursing and Health Professions:	398
College of Science, Engineering, and Technology:	385

DEGREE TYPE

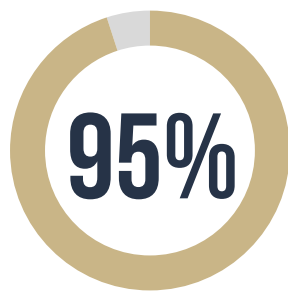
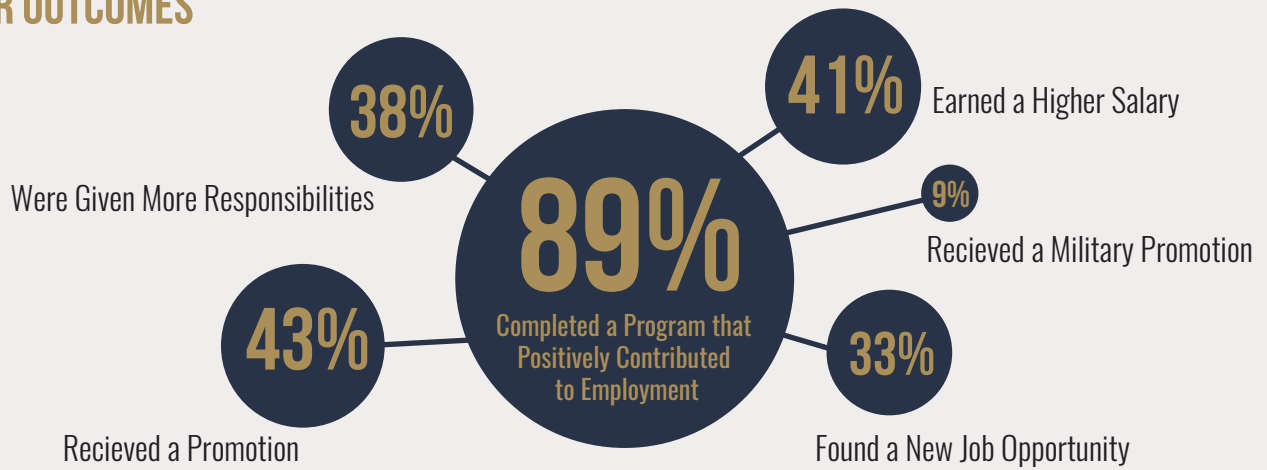
AVERAGE TIME TO COMPLETION

Undergraduate Certificate:	1 Year
Associate:	1.9 Years
Bachelor:	2.5 Years
Graduate Certificate:	2.2 Years
Master:	2.1 Years

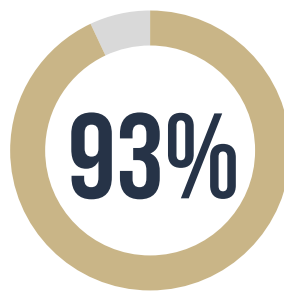


CAREER OUTCOMES

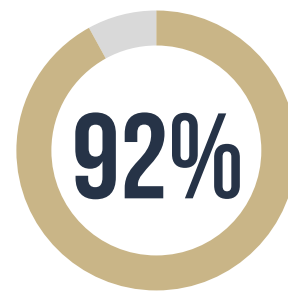
CAREER OUTCOMES



ARE SATISFIED WITH THEIR STUDIES



WOULD RECOMMEND GRANTHAM UNIVERSITY TO A FRIEND



ACHIEVED LEARNING GOALS

STUDENT SUPPORT SERVICES

Student Advisor Satisfaction Rate

94%

Career Services Satisfaction Rate

89%

“Career Services made me more confident in carrying out plans regarding my future.”

87%

AWARDS + RECOGNITIONS

TOP 10

Military Friendly School

TOP 10

Fastest Online Supply Chain Management
Bachelor's Program

TOP 15

Most Affordable Online Computer
Science Degrees

BEST VALUE

Online Engineering Bachelor's Program

**BEST ONLINE
MASTER'S**

MBA in Project Management

TOP 5

Nurse Education Program

ACCREDITATIONS + AFFILIATIONS

- Accreditation Commission for Education in Nursing (ACEN)
- Commission on Collegiate Nursing Education (CCNE)
- Distance Education Accrediting Commission (DEAC)
- Engineering Technology Accreditation Commission (ABET)
- International Accreditation Council for Business Education (IACBE)
- Project Management Institute (PMI)
- Society for Human Resource Management (SHRM)



GRANTHAM
UNIVERSITY

16025 W 113TH STREET LENEXA, KS 66219 | (888) 947-2684 | ADMISSIONS@GRANTHAM.EDU