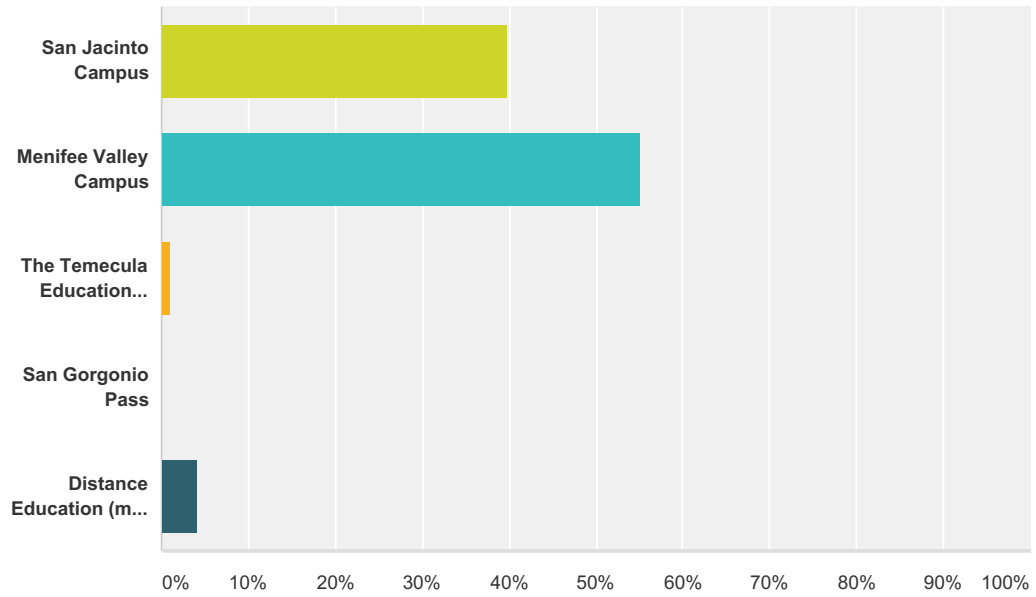


# 2015 MSJC Graduate Survey

Answered: 98

## Q2 Where was your primary campus?

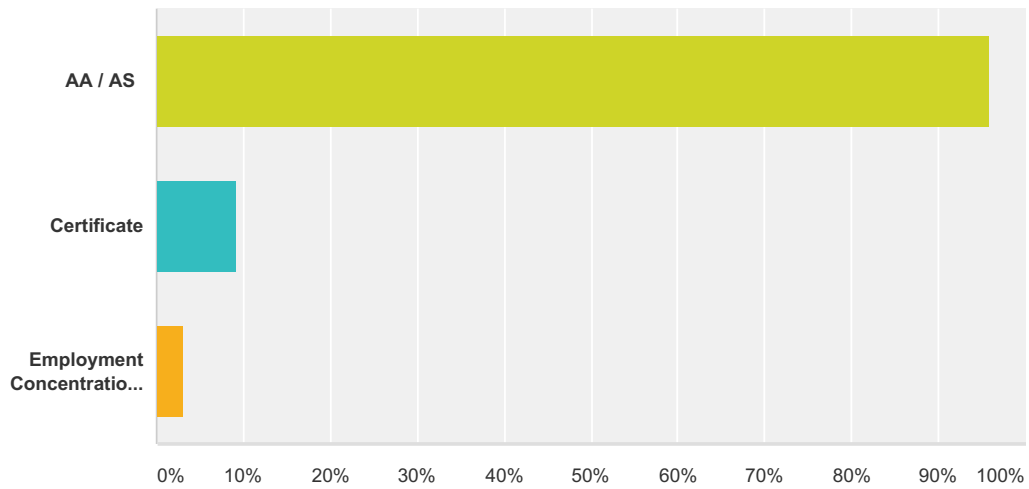
Answered: 98 Skipped: 0



Answer Choices	Responses
San Jacinto Campus	39.80% 39
Menifee Valley Campus	55.10% 54
The Temecula Education Complex	1.02% 1
San Gorgonio Pass	0.00% 0
Distance Education (most of my courses were on-line or hybrid)	4.08% 4
<b>Total</b>	<b>98</b>

### Q3 Check which of the following awards you will be receiving.

Answered: 98 Skipped: 0



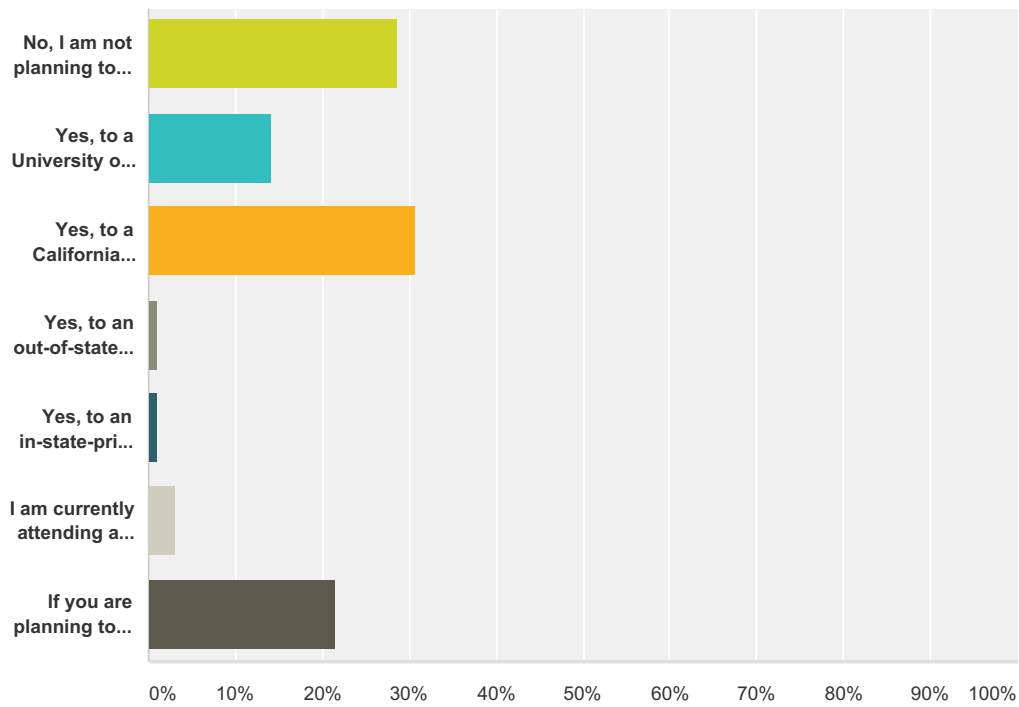
Answer Choices	Responses
AA / AS	95.92% 94
Certificate	9.18% 9
Employment Concentration Certificate	3.06% 3
<b>Total Respondents: 98</b>	

**Q4 Please write in your major:**

Answered: 93 Skipped: 5

### Q5 Do you plan to transfer to another institution?

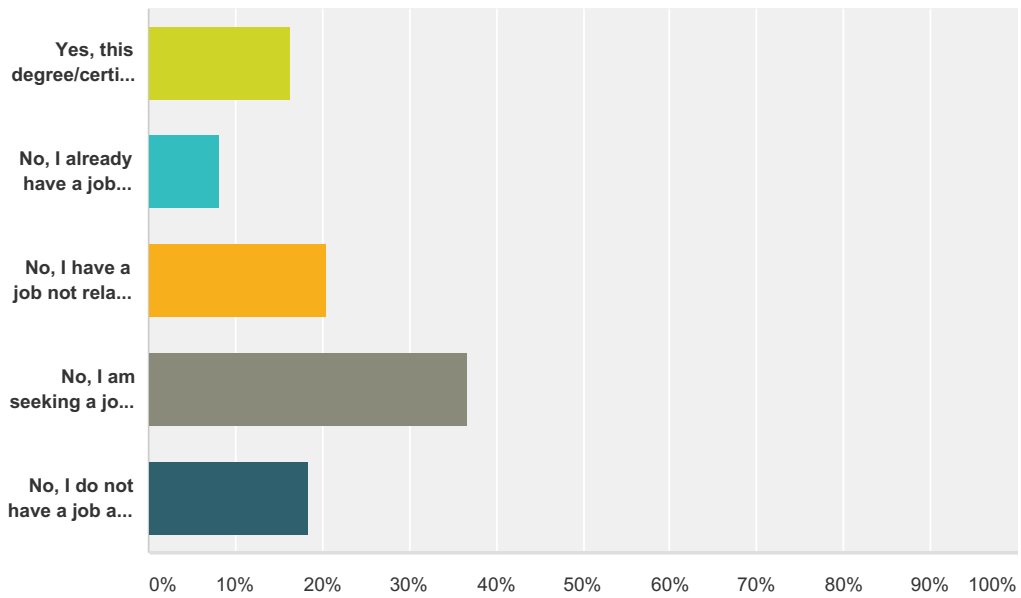
Answered: 98 Skipped: 0



Answer Choices	Responses	Count
No, I am not planning to transfer to a 4-year institution	28.57%	28
Yes, to a University of California institution	14.29%	14
Yes, to a California State University institution	30.61%	30
Yes, to an out-of-state 4-year institution	1.02%	1
Yes, to an in-state-private 4-year institution	1.02%	1
I am currently attending a 4-year institution	3.06%	3
If you are planning to transfer, please indicate where (if known):	21.43%	21
<b>Total</b>		<b>98</b>

### Q6 Has this educational degree or certificate allowed you to secure a job?

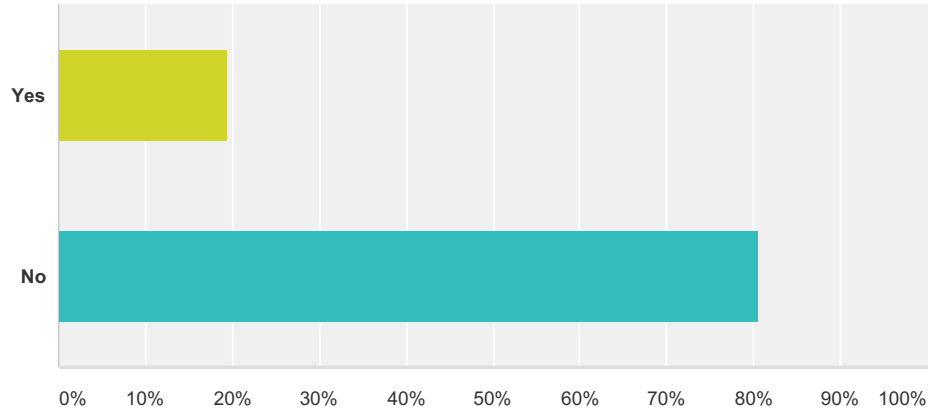
Answered: 98 Skipped: 0



Answer Choices	Responses	
Yes, this degree/certificate helped me secure a job.	16.33%	16
No, I already have a job related to my degree/certificate.	8.16%	8
No, I have a job not related to my degree/certificate.	20.41%	20
No, I am seeking a job related to my degree/certificate.	36.73%	36
No, I do not have a job and am not seeking a job.	18.37%	18
<b>Total</b>		<b>98</b>

**Q7 Does either your mother, father or legal guardian have a four-year degree (Bachelor's Degree)?**

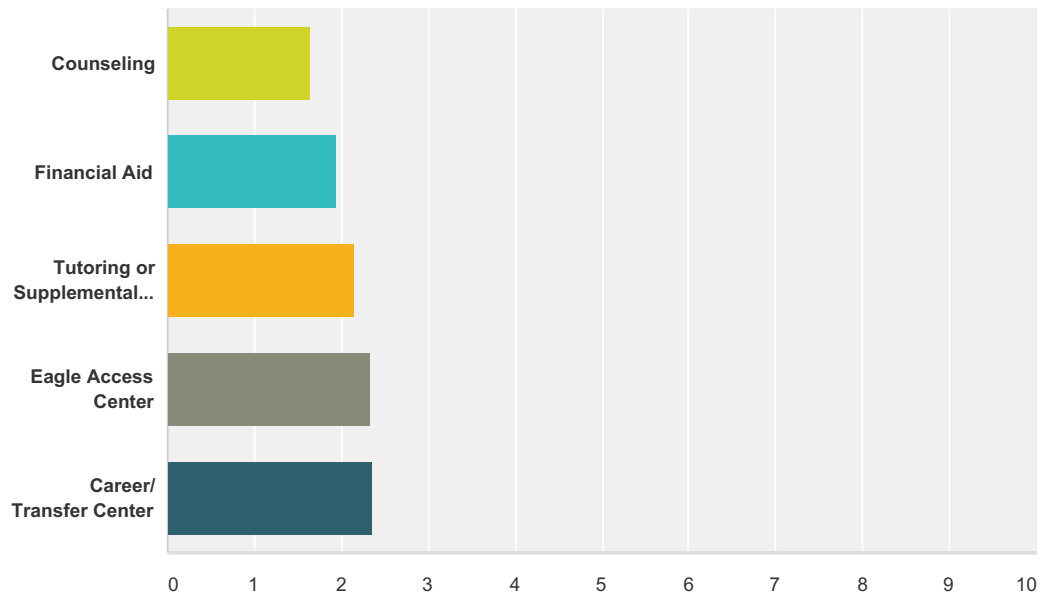
Answered: 98 Skipped: 0



Answer Choices	Responses	
Yes	19.39%	19
No	80.61%	79
<b>Total</b>		<b>98</b>

### Q8 Which MSJC services have you utilized and to what extent?

Answered: 94 Skipped: 4

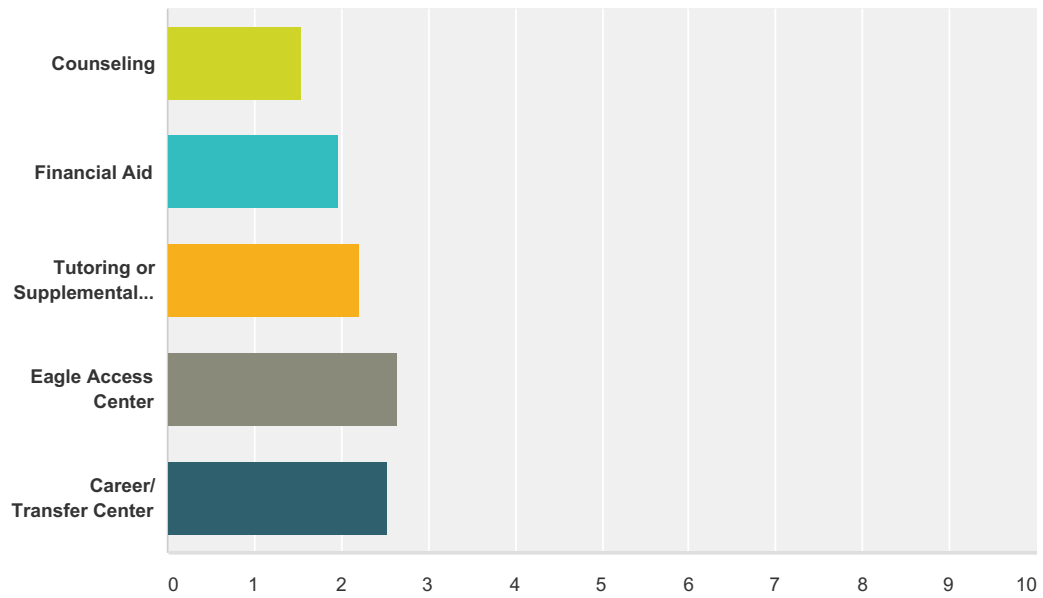


	Frequently	Sometimes	Never	Total	Weighted Average
Counseling	41.49% 39	53.19% 50	5.32% 5	94	1.64
Financial Aid	32.98% 31	40.43% 38	26.60% 25	94	1.94
Tutoring or Supplemental Instruction	19.15% 18	45.74% 43	35.11% 33	94	2.16
Eagle Access Center	13.83% 13	38.30% 36	47.87% 45	94	2.34
Career/ Transfer Center	12.77% 12	39.36% 37	47.87% 45	94	2.35



### Q9 For the MSJC services you have used, how helpful were those services to you?

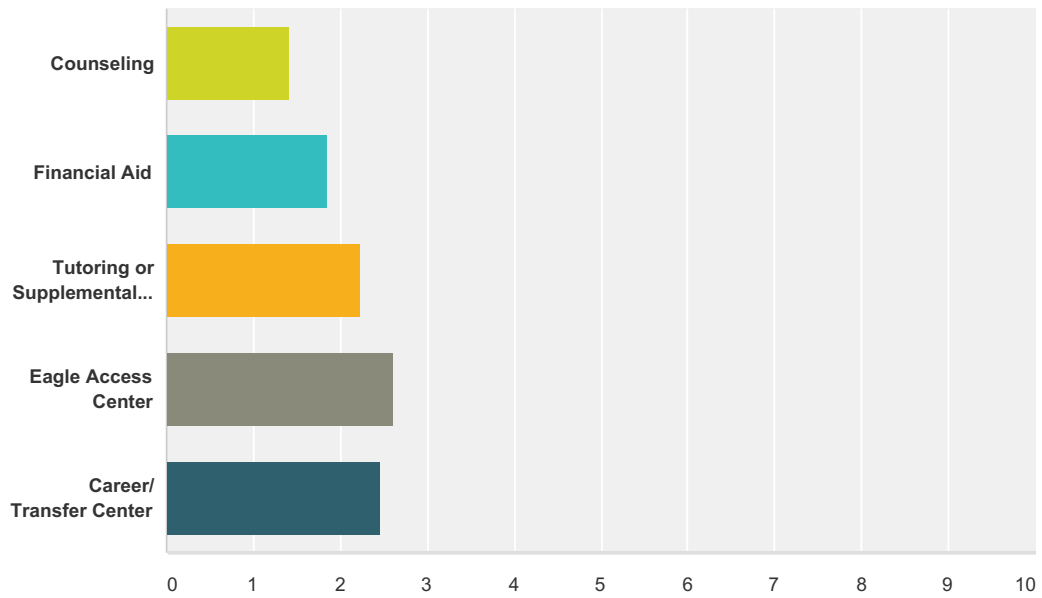
Answered: 94 Skipped: 4



	Very Helpful	Somewhat Helpful	Not Helpful	Not Applicable	Total	Weighted Average
Counseling	63.83% 60	23.40% 22	7.45% 7	5.32% 5	94	1.54
Financial Aid	52.13% 49	22.34% 21	2.13% 2	23.40% 22	94	1.97
Tutoring or Supplemental Instruction	43.62% 41	22.34% 21	2.13% 2	31.91% 30	94	2.22
Eagle Access Center	29.79% 28	19.15% 18	7.45% 7	43.62% 41	94	2.65
Career/ Transfer Center	36.17% 34	17.02% 16	4.26% 4	42.55% 40	94	2.53

### Q10 How important were these services to your success as a student at MSJC?

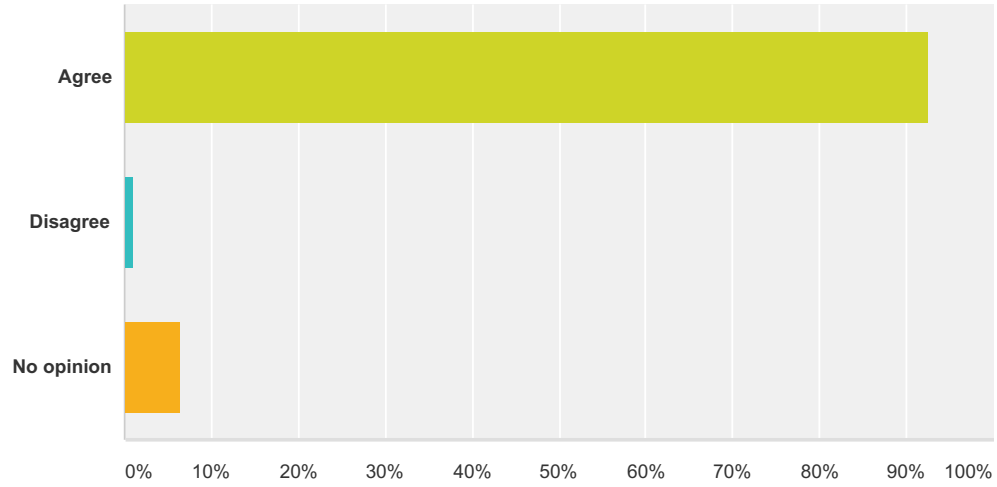
Answered: 94 Skipped: 4



	Very Important	Somewhat Important	Not Important	Not Applicable	Total	Weighted Average
Counseling	71.28% 67	21.28% 20	2.13% 2	5.32% 5	94	1.41
Financial Aid	65.96% 62	7.45% 7	2.13% 2	24.47% 23	94	1.85
Tutoring or Supplemental Instruction	45.74% 43	17.02% 16	4.26% 4	32.98% 31	94	2.24
Eagle Access Center	28.72% 27	21.28% 20	9.57% 9	40.43% 38	94	2.62
Career/ Transfer Center	38.30% 36	17.02% 16	4.26% 4	40.43% 38	94	2.47

**Q11 Provide you with basic skill, general and career education that led to your transfer or an associate degree or certificate.**

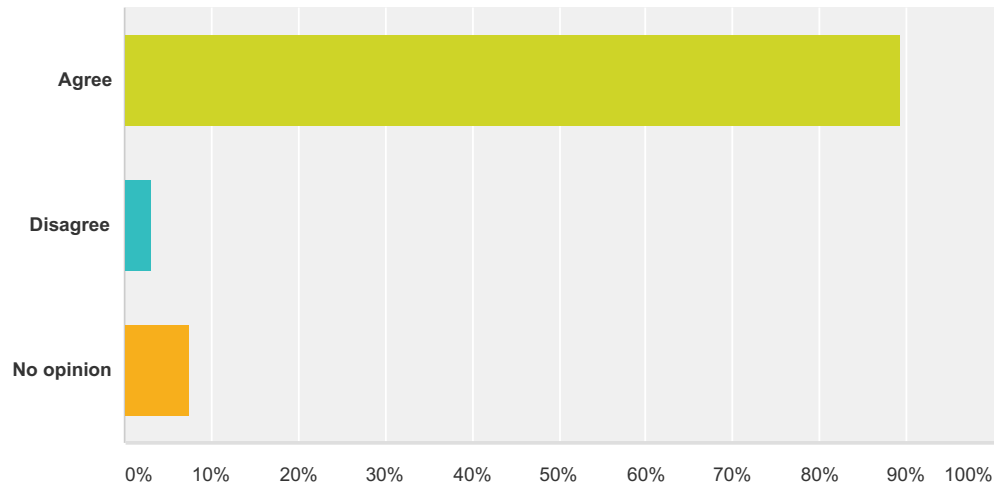
Answered: 94 Skipped: 4



Answer Choices	Responses	
Agree	92.55%	87
Disagree	1.06%	1
No opinion	6.38%	6
<b>Total</b>		<b>94</b>

**Q12 Empower you with the skills and knowledge needed to affect positive change and enhance the world you live in.**

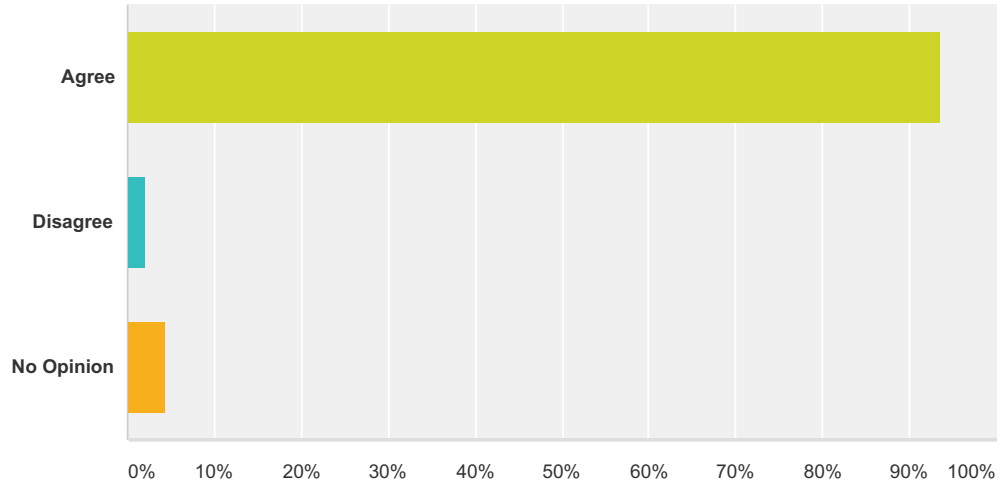
Answered: 94 Skipped: 4



Answer Choices	Responses
Agree	89.36% 84
Disagree	3.19% 3
No opinion	7.45% 7
<b>Total</b>	<b>94</b>

**Q13 Communication: I feel I am better able to listen, speak, discuss, and write about diverse topics in a clear manner.**

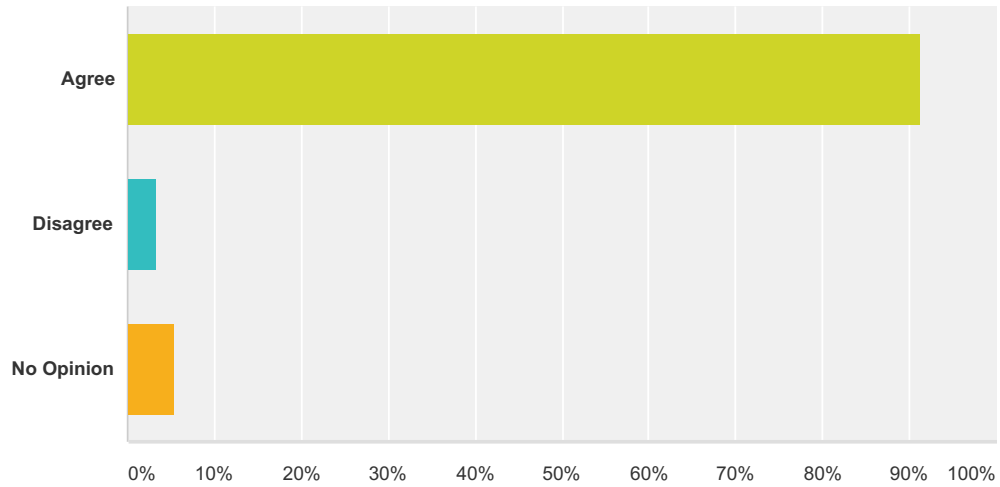
Answered: 92 Skipped: 6



Answer Choices	Responses
Agree	93.48% 86
Disagree	2.17% 2
No Opinion	4.35% 4
<b>Total</b>	<b>92</b>

**Q14 Critical Thinking: I feel I am better able to examine complex issues and propose solutions to problems by thinking logically and critically.**

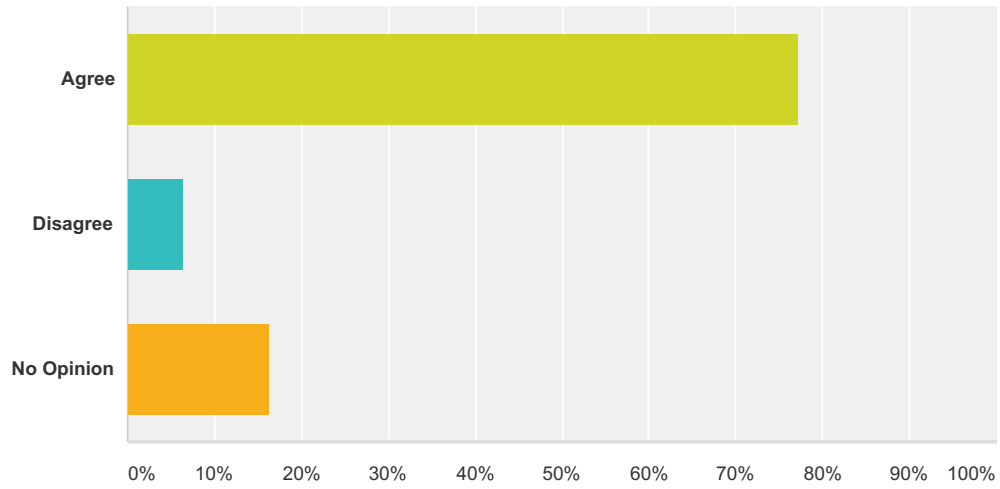
Answered: 92 Skipped: 6



Answer Choices	Responses	
Agree	91.30%	84
Disagree	3.26%	3
No Opinion	5.43%	5
<b>Total</b>		<b>92</b>

**Q15 Aesthetic Awareness: I feel I am more aware of various styles of artistic expression and can offer a justified approval or criticism.**

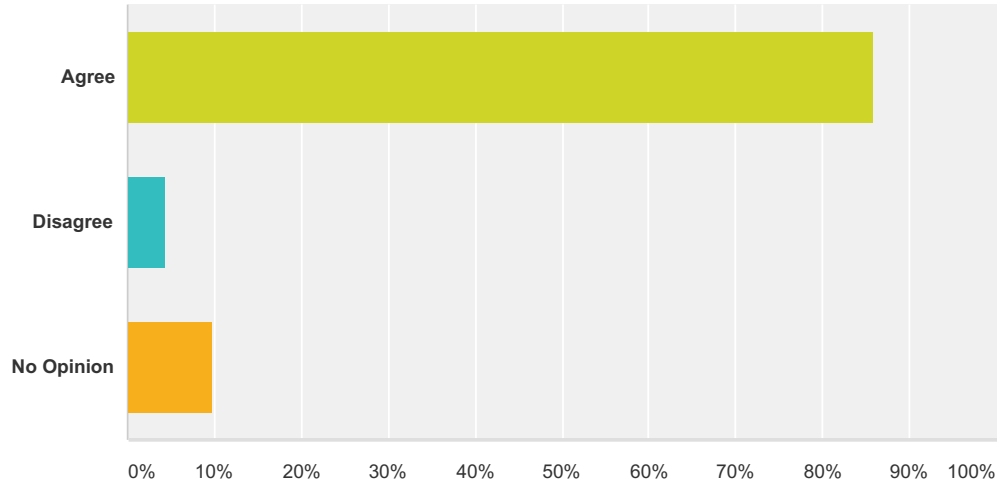
Answered: 92 Skipped: 6



Answer Choices	Responses	
Agree	77.17%	71
Disagree	6.52%	6
No Opinion	16.30%	15
<b>Total</b>		<b>92</b>

**Q16 Social Awareness: I feel I am more aware of the diversity of people and culture both now and throughout history.**

Answered: 92 Skipped: 6

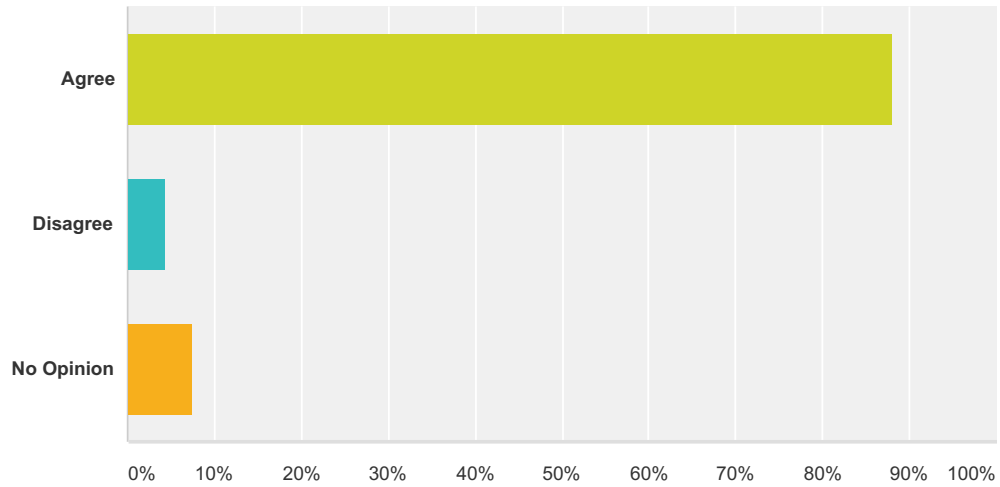


Answer Choices	Responses
Agree	85.87% 79
Disagree	4.35% 4
No Opinion	9.78% 9
<b>Total</b>	<b>92</b>



**Q17 Responsibility: I feel I am more aware of the impact of lifestyle choices and behaviors on my education, health, wellness, and role in society.**

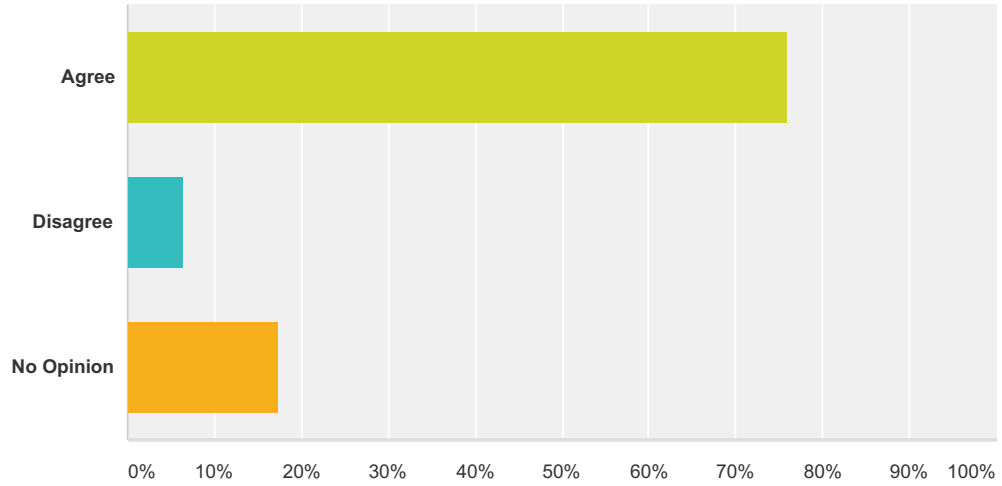
Answered: 92 Skipped: 6



Answer Choices	Responses	
Agree	88.04%	81
Disagree	4.35%	4
No Opinion	7.61%	7
<b>Total</b>		<b>92</b>

**Q18 Scientific Awareness: I feel I am more aware of the scientific method in the physical and biological sciences.**

Answered: 92 Skipped: 6



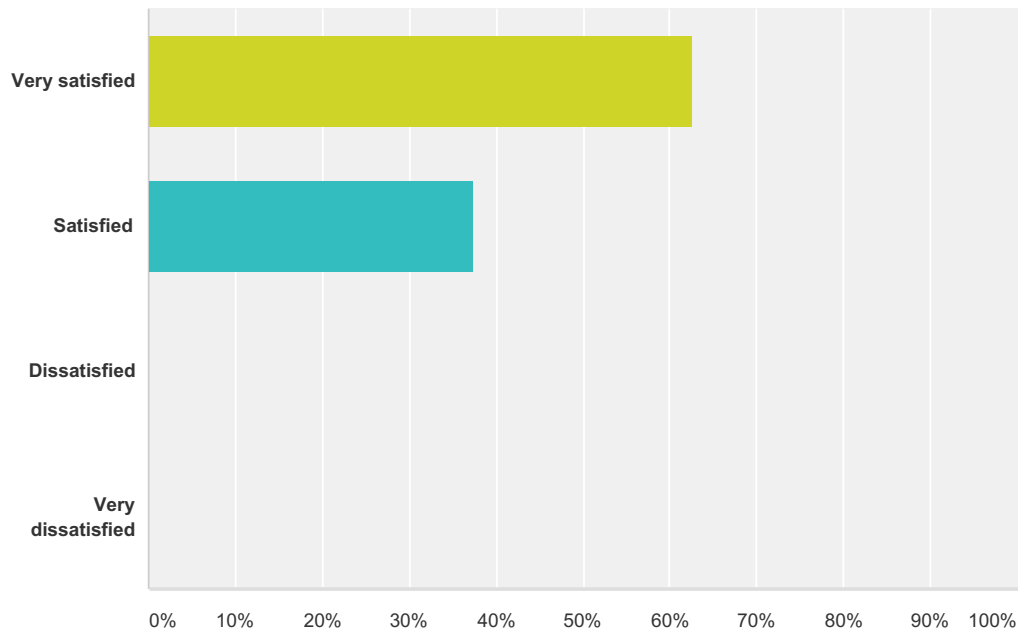
Answer Choices	Responses
Agree	76.09% 70
Disagree	6.52% 6
No Opinion	17.39% 16
<b>Total</b>	<b>92</b>

**Q19 Which faculty member or staff member has influenced you the most while you were at MSJC?**

Answered: 77 Skipped: 21

### Q20 Overall, how satisfied are you with your MSJC experience?

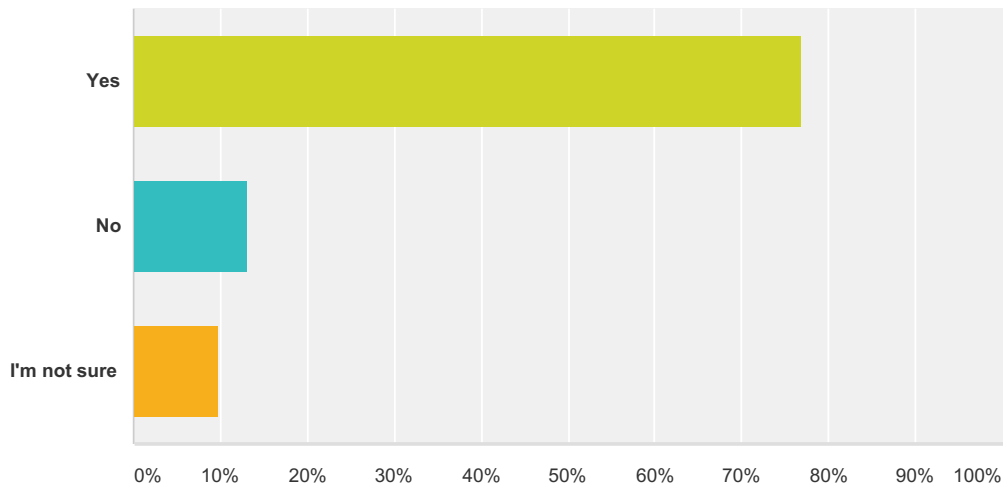
Answered: 91 Skipped: 7



Answer Choices	Responses	
Very satisfied	62.64%	57
Satisfied	37.36%	34
Dissatisfied	0.00%	0
Very dissatisfied	0.00%	0
<b>Total</b>		<b>91</b>

### Q21 Do you plan to participate in the MSJC Spring graduation ceremony?

Answered: 91 Skipped: 7



Answer Choices	Responses
Yes	76.92% 70
No	13.19% 12
I'm not sure	9.89% 9
<b>Total</b>	<b>91</b>