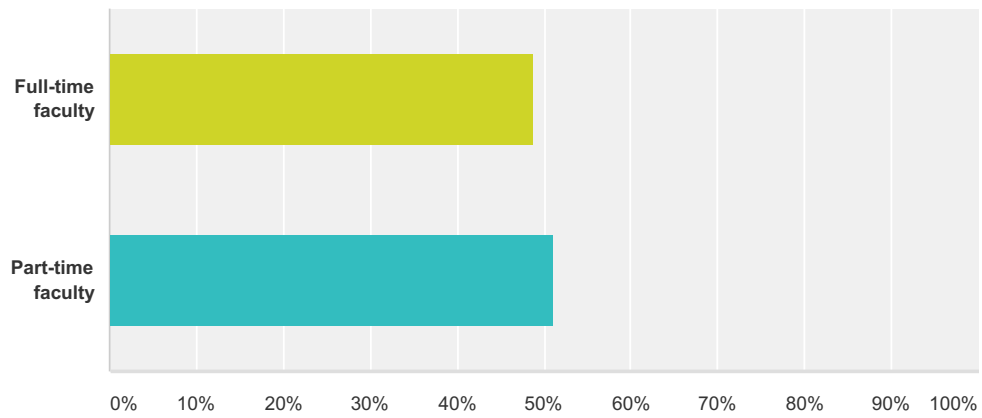


Q1 Please indicate whether you are full-time or part-time:

Answered: 47 Skipped: 0



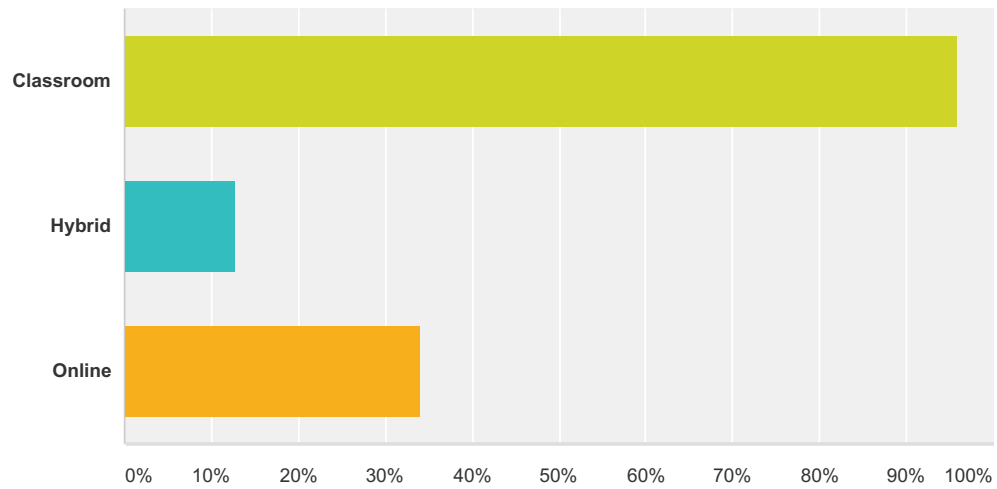
Answer Choices	Responses	
Full-time faculty	48.94%	23
Part-time faculty	51.06%	24
Total		47

Q2 Please indicate what subject(s) you teach:

Answered: 46 Skipped: 1

Q3 Which types of classes are you currently teaching? Check all that apply.

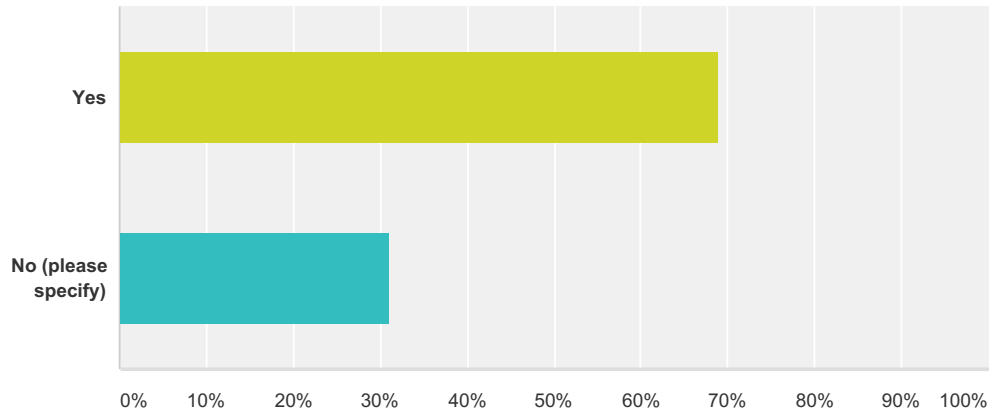
Answered: 47 Skipped: 0



Answer Choices	Responses
Classroom	95.74% 45
Hybrid	12.77% 6
Online	34.04% 16
Total Respondents: 47	

Q4 Please indicate whether you expect the MSJC Libraries to be the primary resource for supporting your students' assignments or research papers.

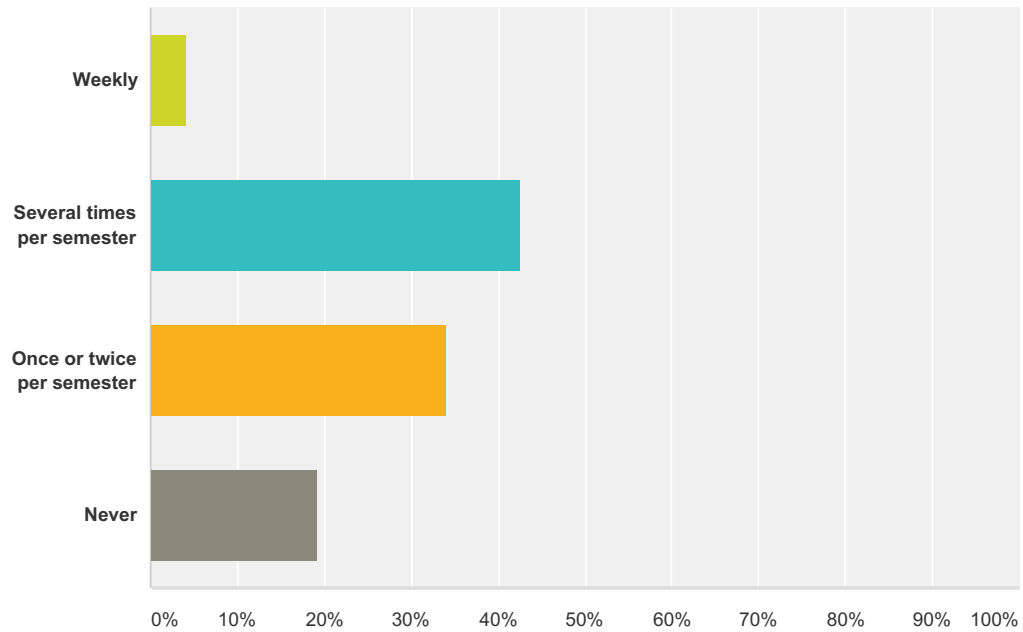
Answered: 45 Skipped: 2



Answer Choices	Responses	
Yes	68.89%	31
No (please specify)	31.11%	14
Total		45

Q5 How often do you give assignments that require your students to use library resources?

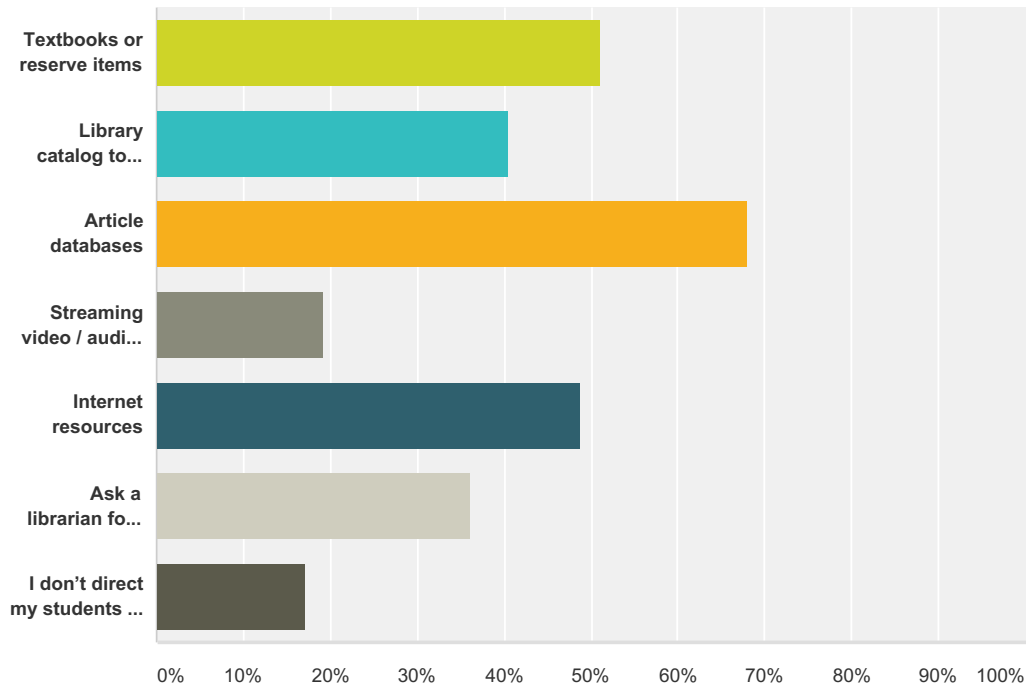
Answered: 47 Skipped: 0



Answer Choices	Responses
Weekly	4.26% 2
Several times per semester	42.55% 20
Once or twice per semester	34.04% 16
Never	19.15% 9
Total	47

Q6 Which library resources and services do you direct your students to use? Check all that apply.

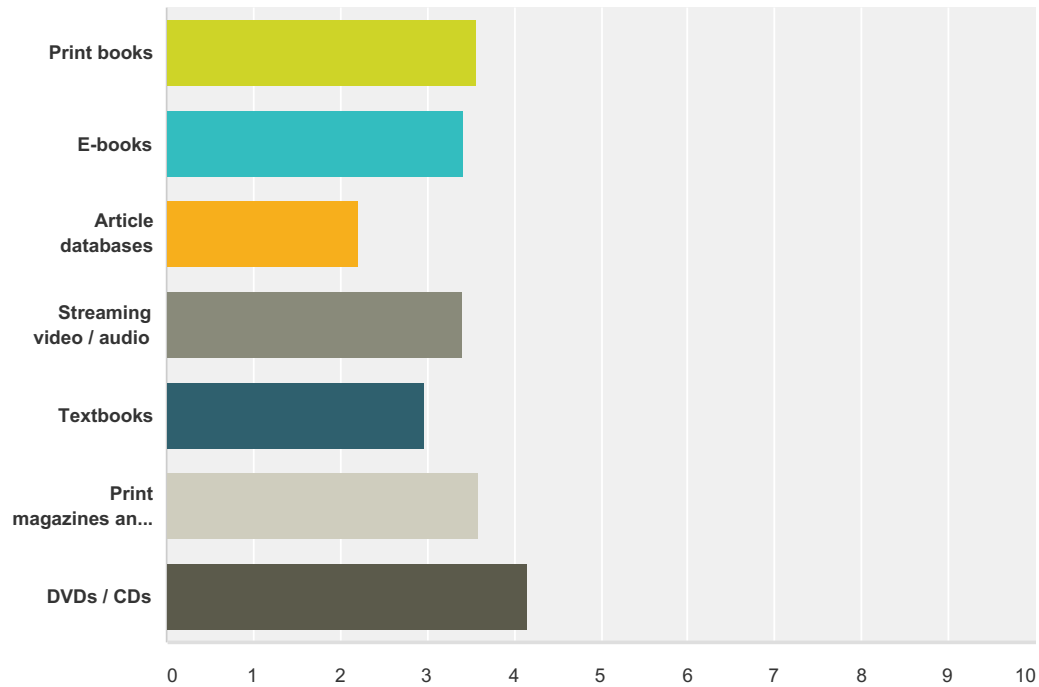
Answered: 47 Skipped: 0



Answer Choices	Responses
Textbooks or reserve items	51.06% 24
Library catalog to locate books and e-books	40.43% 19
Article databases	68.09% 32
Streaming video / audio or other databases	19.15% 9
Internet resources	48.94% 23
Ask a librarian for help with research assignments	36.17% 17
I don't direct my students to any specific library resources	17.02% 8
Total Respondents: 47	

Q7 Please rate the quality (currency, relevancy, authority, academic level) of the library’s collections.

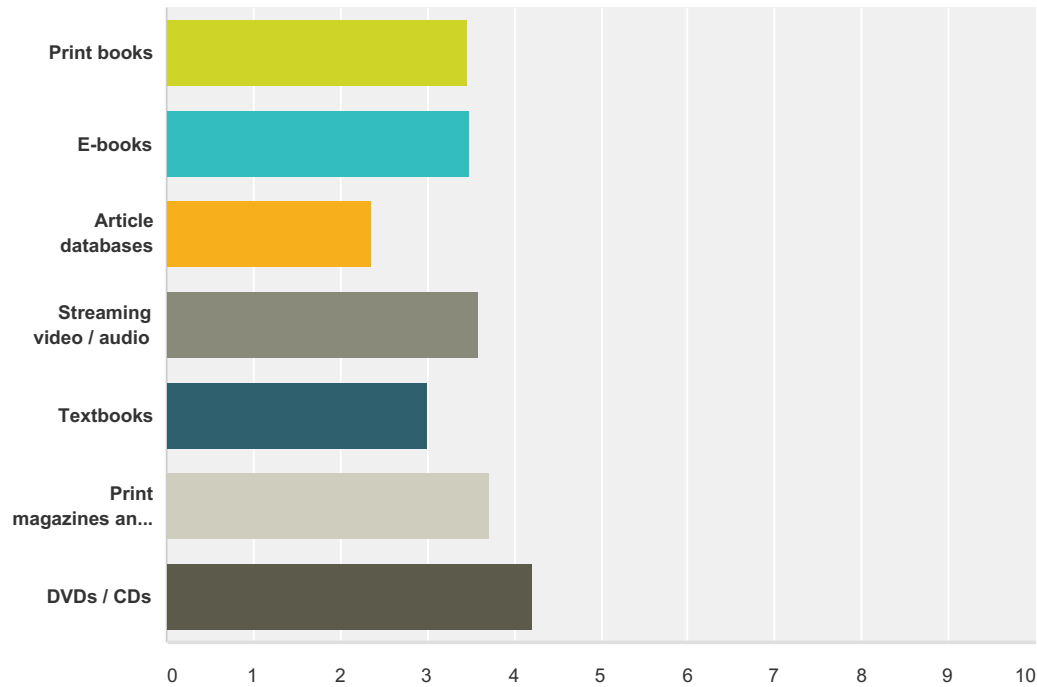
Answered: 47 Skipped: 0



	Excellent	Good	Adequate	Poor	Don't Know	Total	Weighted Average
Print books	8.70% 4	17.39% 8	26.09% 12	4.35% 2	43.48% 20	46	3.57
E-books	17.78% 8	24.44% 11	6.67% 3	0.00% 0	51.11% 23	45	3.42
Article databases	39.13% 18	39.13% 18	2.17% 1	0.00% 0	19.57% 9	46	2.22
Streaming video / audio	18.18% 8	22.73% 10	9.09% 4	0.00% 0	50.00% 22	44	3.41
Textbooks	23.91% 11	28.26% 13	8.70% 4	6.52% 3	32.61% 15	46	2.96
Print magazines and newspapers	11.11% 5	22.22% 10	13.33% 6	2.22% 1	51.11% 23	45	3.60
DVDs / CDs	10.87% 5	10.87% 5	2.17% 1	4.35% 2	71.74% 33	46	4.15

Q8 Please rate whether the size of the library’s collections is sufficient for your students’ assignments.

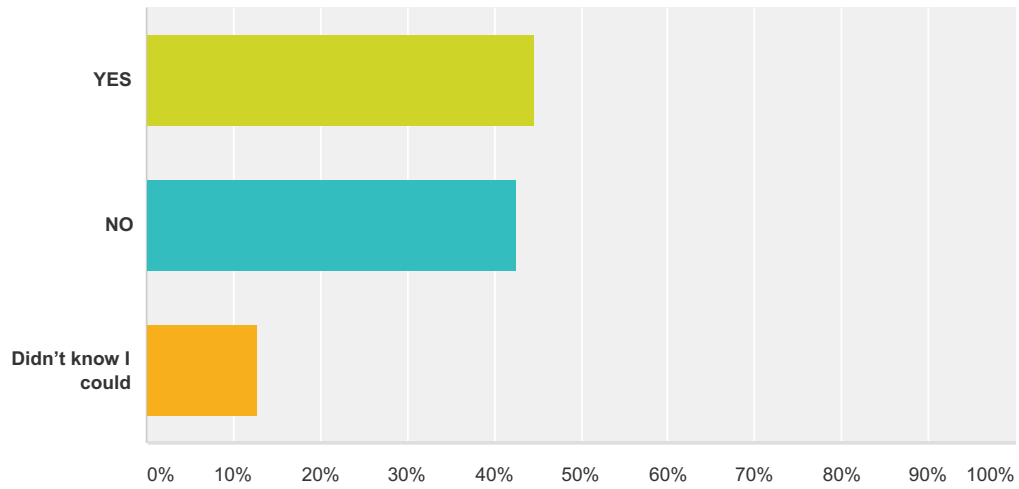
Answered: 47 Skipped: 0



	Excellent	Good	Adequate	Poor	Don't Know	Total	Weighted Average
Print books	4.26% 2	21.28% 10	31.91% 15	8.51% 4	34.04% 16	47	3.47
E-books	10.87% 5	30.43% 14	6.52% 3	4.35% 2	47.83% 22	46	3.48
Article databases	35.56% 16	35.56% 16	6.67% 3	2.22% 1	20.00% 9	45	2.36
Streaming video / audio	13.64% 6	27.27% 12	2.27% 1	0.00% 0	56.82% 25	44	3.59
Textbooks	19.57% 9	26.09% 12	17.39% 8	8.70% 4	28.26% 13	46	3.00
Print magazines and newspapers	6.67% 3	22.22% 10	17.78% 8	0.00% 0	53.33% 24	45	3.71
DVDs / CDs	6.67% 3	11.11% 5	6.67% 3	4.44% 2	71.11% 32	45	4.22

Q9 Do you bring your students in for library orientations or have you scheduled a custom orientation in your classroom?

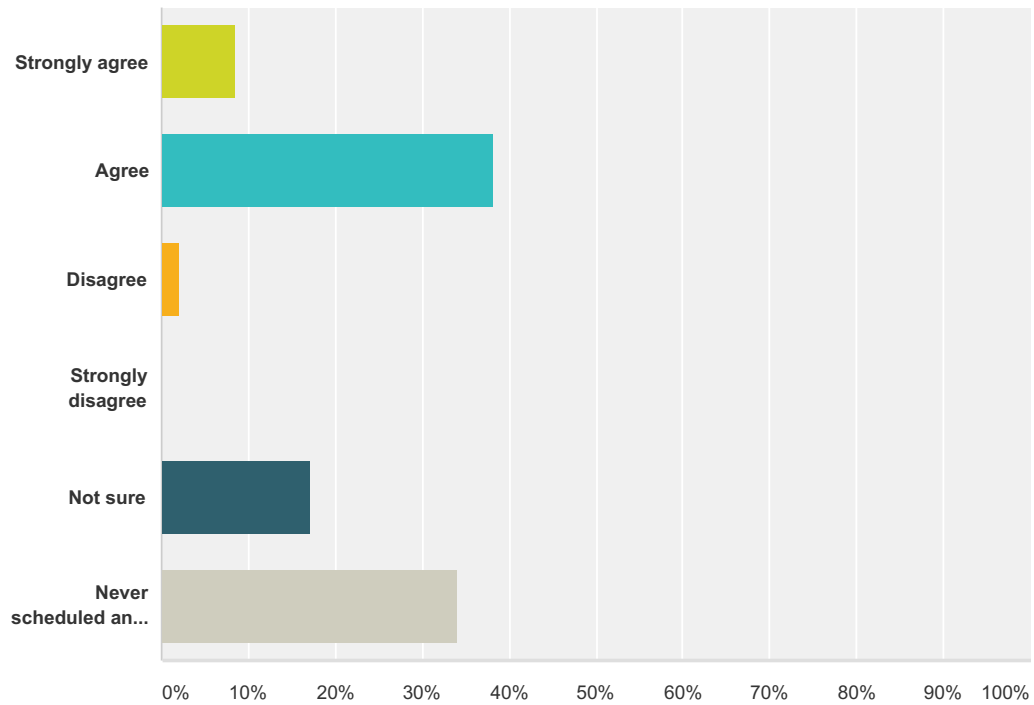
Answered: 47 Skipped: 0



Answer Choices	Responses
YES	44.68% 21
NO	42.55% 20
Didn't know I could	12.77% 6
Total	47

Q10 After attending a library orientation, student learning shows perceptible improvement.

Answered: 47 Skipped: 0



Answer Choices	Responses	Count
Strongly agree	8.51%	4
Agree	38.30%	18
Disagree	2.13%	1
Strongly disagree	0.00%	0
Not sure	17.02%	8
Never scheduled an orientation	34.04%	16
Total		47

Q11 Please provide any additional comments that might help us improve library resources and services.

Answered: 23 Skipped: 24