

# Part Time Employees with VSP (32 Hour)

## EMPLOYEE CONTRIBUTIONS 2023-2024

AMOUNTS LISTED ARE THE EMPLOYEES SHARE OF THE MONTHLY PREMIUM AND INCLUDE THE DISTRICT CONTRIBUTION; DEDUCTIONS INCLUDE MEDICAL, DENTAL, VISION AND GTL

ANTHEM HMO MEDICAL PLANS				
Medical Plan - Dental Plan Combination	EMPLOYEE	EMPLOYEE + SPOUSE	EMPLOYEE + CHILD(REN)	FAMILY
HMO 20 - Delta PPO	\$188.35	\$968.27	\$721.03	\$1,418.78
HMO 20 - Delta Incentive *	\$188.19	\$967.47	\$720.23	\$1,417.98
HMO 20 - Anthem PPO	\$185.27	\$952.91	\$705.67	\$1,403.42
HMO 20 - MetLife DHMO	\$172.64	\$905.65	\$660.40	\$1,358.15
HMO 30 - Delta PPO	\$177.42	\$853.59	\$622.74	\$1,257.68
HMO 30 - Delta Incentive *	\$177.26	\$852.79	\$621.94	\$1,256.88
HMO 30 - Anthem PPO	\$174.35	\$838.23	\$607.38	\$1,242.32
HMO 30 - MetLife DHMO	\$161.72	\$790.97	\$562.11	\$1,197.05
DMHO 500 - Delta PPO	\$163.01	\$702.20	\$492.97	\$1,045.02
DHMO 500 - Delta Incentive*	\$162.85	\$701.40	\$492.17	\$1,044.22
DHMO 500 - Anthem PPO	\$159.93	\$686.84	\$477.61	\$1,029.66
DHMO 500 - MetLife DHMO	\$147.30	\$639.58	\$432.34	\$984.39


KAISER HMO MEDICAL PLANS				
Medical Plan - Dental Plan Combination	EMPLOYEE	EMPLOYEE + SPOUSE	EMPLOYEE + CHILD(REN)	FAMILY
Kaiser HMO 20 - Delta PPO	\$171.39	\$862.62	\$715.01	\$1,203.02
Kaiser HMO 20 - Delta Incentive *	\$171.23	\$861.82	\$714.21	\$1,202.22
Kaiser HMO 20 - Anthem PPO	\$168.32	\$847.26	\$699.65	\$1,187.66
Kaiser HMO 20 - MetLife DHMO	\$155.69	\$800.00	\$654.38	\$1,142.39
Kaiser DHMO 500 - Delta PPO	\$147.23	\$596.84	\$473.42	\$840.62
Kaiser DHMO 500 - Delta Incentive *	\$147.07	\$596.04	\$472.62	\$839.82
Kaiser DHMO 500 - Anthem PPO	\$144.16	\$581.48	\$458.06	\$825.26
Kaiser DHMO 500 - MetLife DHMO	\$131.52	\$534.22	\$412.79	\$779.99
Kaiser HSA - Delta PPO	\$136.47	\$478.53	\$365.83	\$679.26
Kaiser HSA - Delta Incentive *	\$136.31	\$477.73	\$365.03	\$678.46
Kaiser HSA - Anthem PPO	\$133.40	\$463.17	\$350.47	\$663.90
Kaiser HSA - MetLife DHMO	\$120.77	\$415.91	\$305.20	\$618.63

ANTHEM PPO MEDICAL PLANS				
Medical Plan - Dental Plan Combination	EMPLOYEE	EMPLOYEE + SPOUSE	EMPLOYEE + CHILD(REN)	FAMILY
PPO 500 - Delta PPO	\$1,034.94	\$2,844.01	\$2,328.81	\$4,053.75
PPO 500 - Delta Incentive *	\$1,034.14	\$2,843.21	\$2,328.01	\$4,052.95
PPO 500 - Anthem PPO	\$1,019.58	\$2,828.65	\$2,313.45	\$4,038.39
PPO 500 - MetLife DHMO	\$956.40	\$2,781.39	\$2,268.18	\$3,993.12
PPO 750 - Delta PPO	\$864.62	\$2,486.34	\$2,022.24	\$3,551.31
PPO 750 - Delta Incentive *	\$863.82	\$2,485.54	\$2,021.44	\$3,550.51
PPO 750 - Anthem PPO	\$849.26	\$2,470.98	\$2,006.88	\$3,535.95
PPO 750 - MetLife DHMO	\$786.08	\$2,423.72	\$1,961.61	\$3,490.68
PPO ESS - Delta PPO	\$450.13	\$1,615.91	\$1,276.15	\$2,328.56
PPO ESS - Delta Incentive *	\$449.33	\$1,615.11	\$1,275.35	\$2,327.76
PPO ESS - Anthem PPO	\$434.77	\$1,600.55	\$1,260.79	\$2,313.20
PPO ESS - MetLife DHMO	\$371.59	\$1,553.29	\$1,215.52	\$2,267.93
PPO HSA - Delta PPO	\$276.70	\$1,251.71	\$963.98	\$1,816.95
PPO HSA -Delta Incentive *	\$275.90	\$1,250.91	\$963.18	\$1,816.15
PPO HSA - Anthem PPO	\$261.34	\$1,236.35	\$948.62	\$1,801.59
PPO HSA -MetLife DHMO	\$198.16	\$1,189.09	\$903.35	\$1,756.32

MINIMUM VALUE MEDICAL PLANS				
Medical Plan - Dental Plan Combination	EMPLOYEE	EMPLOYEE + SPOUSE	EMPLOYEE + CHILD(REN)	FAMILY
Kaiser MVP - Delta PPO	\$117.24	\$266.92	\$173.48	\$390.75
Kaiser MVP - Delta Incentive *	\$117.08	\$266.12	\$172.68	\$389.95
Kaiser MVP - Anthem PPO	\$114.17	\$251.56	\$158.12	\$375.39
Kaiser MVP - MetLife DHMO	\$101.53	\$204.30	\$112.85	\$330.12
PPO CHOICE MVP - Delta PPO	\$0.00	\$141.42	\$12.30	\$257.25
PPO CHOICE MVP - Delta Incentive *	\$0.00	\$140.62	\$11.50	\$256.45
PPO CHOICE MVP - Anthem PPO	\$0.00	\$126.06	\$0.00	\$241.89
PPO CHOICE MVP - MetLife DHMO	\$0.00	\$78.80	\$0.00	\$196.62

**IMPORTANT:** If you have 2 or more children on a METLIFE Dental Plan there is an additional cost of \$1.99 per month.

\*PLEASE NOTE: *Delta Incentive* is not available for new enrollments.



**Medical, Dental, Vision And Term Life ( please click here).**  
To review Benefit Plan Summaries, please visit our page and select Health & Welfare dropdown.

# Part Time Employees with VSP (30 Hour)

## EMPLOYEE CONTRIBUTIONS 2023-2024

AMOUNTS LISTED ARE THE EMPLOYEES SHARE OF THE MONTHLY PREMIUM AND INCLUDE THE DISTRICT CONTRIBUTION; DEDUCTIONS INCLUDE MEDICAL, DENTAL, VISION AND GTL

ANTHEM HMO MEDICAL PLANS				
Medical Plan - Dental Plan Combination	EMPLOYEE	EMPLOYEE + SPOUSE	EMPLOYEE + CHILD(REN)	FAMILY
HMO 20 - Delta PPO	\$235.43	\$1,023.27	\$776.03	\$1,489.41
HMO 20 - Delta Incentive *	\$235.23	\$1,022.47	\$775.23	\$1,488.61
HMO 20 - Anthem PPO	\$231.59	\$1,007.91	\$760.67	\$1,474.05
HMO 20 - MetLife DHMO	\$215.80	\$960.65	\$715.40	\$1,428.78
HMO 30 - Delta PPO	\$221.78	\$908.59	\$677.74	\$1,328.31
HMO 30 - Delta Incentive *	\$221.58	\$907.79	\$676.94	\$1,327.51
HMO 30 - Anthem PPO	\$217.94	\$893.23	\$662.38	\$1,312.95
HMO 30 - MetLife DHMO	\$202.15	\$845.97	\$617.11	\$1,267.68
DMHO 500 - Delta PPO	\$203.76	\$757.20	\$547.97	\$1,115.65
DHMO 500 - Delta Incentive*	\$203.56	\$756.40	\$547.17	\$1,114.85
DHMO 500 - Anthem PPO	\$199.92	\$741.84	\$532.61	\$1,100.29
DHMO 500 - MetLife DHMO	\$184.12	\$694.58	\$487.34	\$1,055.02


KAISER HMO MEDICAL PLANS				
Medical Plan - Dental Plan Combination	EMPLOYEE	EMPLOYEE + SPOUSE	EMPLOYEE + CHILD(REN)	FAMILY
Kaiser HMO 20 - Delta PPO	\$214.24	\$917.62	\$770.01	\$1,273.65
Kaiser HMO 20 - Delta Incentive *	\$214.04	\$916.82	\$769.21	\$1,272.85
Kaiser HMO 20 - Anthem PPO	\$210.40	\$902.26	\$754.65	\$1,258.29
Kaiser HMO 20 - MetLife DHMO	\$194.61	\$855.00	\$709.38	\$1,213.02
Kaiser DHMO 500 - Delta PPO	\$184.04	\$651.84	\$528.42	\$911.25
Kaiser DHMO 500 - Delta Incentive *	\$183.84	\$651.04	\$527.62	\$910.45
Kaiser DHMO 500 - Anthem PPO	\$180.20	\$636.48	\$513.06	\$895.89
Kaiser DHMO 500 - MetLife DHMO	\$164.41	\$589.22	\$467.79	\$850.62
Kaiser HSA - Delta PPO	\$170.59	\$533.53	\$420.83	\$749.89
Kaiser HSA - Delta Incentive *	\$170.39	\$532.73	\$420.03	\$749.09
Kaiser HSA - Anthem PPO	\$166.75	\$518.17	\$405.47	\$734.53
Kaiser HSA - MetLife DHMO	\$150.96	\$470.91	\$360.20	\$689.26

ANTHEM PPO MEDICAL PLANS				
Medical Plan - Dental Plan Combination	EMPLOYEE	EMPLOYEE + SPOUSE	EMPLOYEE + CHILD(REN)	FAMILY
PPO 500 - Delta PPO	\$1,084.94	\$2,899.01	\$2,383.81	\$4,124.38
PPO 500 - Delta Incentive *	\$1,084.14	\$2,898.21	\$2,383.01	\$4,123.58
PPO 500 - Anthem PPO	\$1,069.58	\$2,883.65	\$2,368.45	\$4,109.02
PPO 500 - MetLife DHMO	\$1,006.40	\$2,836.39	\$2,323.18	\$4,063.75
PPO 750 - Delta PPO	\$914.62	\$2,541.34	\$2,077.24	\$3,621.94
PPO 750 - Delta Incentive *	\$913.82	\$2,540.54	\$2,076.44	\$3,621.14
PPO 750 - Anthem PPO	\$899.26	\$2,525.98	\$2,061.88	\$3,606.58
PPO 750 - MetLife DHMO	\$836.08	\$2,478.72	\$2,016.61	\$3,561.31
PPO ESS - Delta PPO	\$500.13	\$1,670.91	\$1,331.15	\$2,399.19
PPO ESS - Delta Incentive *	\$499.33	\$1,670.11	\$1,330.35	\$2,398.39
PPO ESS - Anthem PPO	\$484.77	\$1,655.55	\$1,315.79	\$2,383.83
PPO ESS - MetLife DHMO	\$421.59	\$1,608.29	\$1,270.52	\$2,338.56
PPO HSA - Delta PPO	\$326.70	\$1,306.71	\$1,018.98	\$1,887.58
PPO HSA -Delta Incentive *	\$325.90	\$1,305.91	\$1,018.18	\$1,886.78
PPO HSA - Anthem PPO	\$311.34	\$1,291.35	\$1,003.62	\$1,872.22
PPO HSA -MetLife DHMO	\$248.16	\$1,244.09	\$958.35	\$1,826.95

MINIMUM VALUE MEDICAL PLANS				
Medical Plan - Dental Plan Combination	EMPLOYEE	EMPLOYEE + SPOUSE	EMPLOYEE + CHILD(REN)	FAMILY
Kaiser MVP - Delta PPO	\$146.55	\$321.92	\$228.48	\$461.38
Kaiser MVP - Delta Incentive *	\$146.35	\$321.12	\$227.68	\$460.58
Kaiser MVP - Anthem PPO	\$142.71	\$306.56	\$213.12	\$446.02
Kaiser MVP - MetLife DHMO	\$126.92	\$259.30	\$167.85	\$400.75
PPO CHOICE MVP - Delta PPO	\$0.00	\$196.42	\$67.30	\$327.88
PPO CHOICE MVP - Delta Incentive *	\$0.00	\$195.62	\$66.50	\$327.08
PPO CHOICE MVP - Anthem PPO	\$0.00	\$181.06	\$51.94	\$312.52
PPO CHOICE MVP - MetLife DHMO	\$0.00	\$133.80	\$6.67	\$267.25

**IMPORTANT:** If you have 2 or more children on a METLIFE Dental Plan there is an additional cost of \$1.99 per month.

\*PLEASE NOTE: *Delta Incentive* is not available for new enrollments.



**Medical, Dental, Vision And Term Life ( please click here).**  
To review Benefit Plan Summaries, please visit our page and select Health & Welfare dropdown.

# Part Time Employees with VSP (29 Hour)

## EMPLOYEE CONTRIBUTIONS 2023-2024

AMOUNTS LISTED ARE THE EMPLOYEES SHARE OF THE MONTHLY PREMIUM AND INCLUDE THE DISTRICT CONTRIBUTION; DEDUCTIONS INCLUDE MEDICAL, DENTAL, VISION AND GTL

ANTHEM HMO MEDICAL PLANS				
Medical Plan - Dental Plan Combination	EMPLOYEE	EMPLOYEE + SPOUSE	EMPLOYEE + CHILD(REN)	FAMILY
HMO 20 - Delta PPO	\$258.98	\$1,050.77	\$803.53	\$1,524.72
HMO 20 - Delta Incentive *	\$258.76	\$1,049.97	\$802.73	\$1,523.92
HMO 20 - Anthem PPO	\$254.75	\$1,035.41	\$788.17	\$1,509.36
HMO 20 - MetLife DHMO	\$237.38	\$988.15	\$742.90	\$1,464.09
HMO 30 - Delta PPO	\$243.96	\$936.09	\$705.24	\$1,363.62
HMO 30 - Delta Incentive *	\$243.74	\$935.29	\$704.44	\$1,362.82
HMO 30 - Anthem PPO	\$239.73	\$920.73	\$689.88	\$1,348.26
HMO 30 - MetLife DHMO	\$222.36	\$873.47	\$644.61	\$1,302.99
DMHO 500 - Delta PPO	\$224.13	\$784.70	\$575.47	\$1,150.96
DHMO 500 - Delta Incentive*	\$223.91	\$783.90	\$574.67	\$1,150.16
DHMO 500 - Anthem PPO	\$219.91	\$769.34	\$560.11	\$1,135.60
DHMO 500 - MetLife DHMO	\$202.53	\$722.08	\$514.84	\$1,090.33

KAISER HMO MEDICAL PLANS				
Medical Plan - Dental Plan Combination	EMPLOYEE	EMPLOYEE + SPOUSE	EMPLOYEE + CHILD(REN)	FAMILY
Kaiser HMO 20 - Delta PPO	\$235.67	\$945.12	\$797.51	\$1,308.96
Kaiser HMO 20 - Delta Incentive *	\$235.45	\$944.32	\$796.71	\$1,308.16
Kaiser HMO 20 - Anthem PPO	\$231.44	\$929.76	\$782.15	\$1,293.60
Kaiser HMO 20 - MetLife DHMO	\$214.07	\$882.50	\$736.88	\$1,248.33
Kaiser DHMO 500 - Delta PPO	\$202.44	\$679.34	\$555.92	\$946.56
Kaiser DHMO 500 - Delta Incentive *	\$202.22	\$678.54	\$555.12	\$945.76
Kaiser DHMO 500 - Anthem PPO	\$198.22	\$663.98	\$540.56	\$931.20
Kaiser DHMO 500 - MetLife DHMO	\$180.85	\$616.72	\$495.29	\$885.93
Kaiser HSA - Delta PPO	\$187.65	\$561.03	\$448.33	\$785.20
Kaiser HSA - Delta Incentive *	\$187.43	\$560.23	\$447.53	\$784.40
Kaiser HSA - Anthem PPO	\$183.43	\$545.67	\$432.97	\$769.84
Kaiser HSA - MetLife DHMO	\$166.05	\$498.41	\$387.70	\$724.57

ANTHEM PPO MEDICAL PLANS				
Medical Plan - Dental Plan Combination	EMPLOYEE	EMPLOYEE + SPOUSE	EMPLOYEE + CHILD(REN)	FAMILY
PPO 500 - Delta PPO	\$1,109.94	\$2,926.51	\$2,411.31	\$4,159.69
PPO 500 - Delta Incentive *	\$1,109.14	\$2,925.71	\$2,410.51	\$4,158.89
PPO 500 - Anthem PPO	\$1,094.58	\$2,911.15	\$2,395.95	\$4,144.33
PPO 500 - MetLife DHMO	\$1,031.40	\$2,863.89	\$2,350.68	\$4,099.06
PPO 750 - Delta PPO	\$939.62	\$2,568.84	\$2,104.74	\$3,657.25
PPO 750 - Delta Incentive *	\$938.82	\$2,568.04	\$2,103.94	\$3,656.45
PPO 750 - Anthem PPO	\$924.26	\$2,553.48	\$2,089.38	\$3,641.89
PPO 750 - MetLife DHMO	\$861.08	\$2,506.22	\$2,044.11	\$3,596.62
PPO ESS - Delta PPO	\$525.13	\$1,698.41	\$1,358.65	\$2,434.50
PPO ESS - Delta Incentive *	\$524.33	\$1,697.61	\$1,357.85	\$2,433.70
PPO ESS - Anthem PPO	\$509.77	\$1,683.05	\$1,343.29	\$2,419.14
PPO ESS - MetLife DHMO	\$446.59	\$1,635.79	\$1,298.02	\$2,373.87
PPO HSA - Delta PPO	\$351.70	\$1,334.21	\$1,046.48	\$1,922.89
PPO HSA -Delta Incentive *	\$350.90	\$1,333.41	\$1,045.68	\$1,922.09
PPO HSA - Anthem PPO	\$336.34	\$1,318.85	\$1,031.12	\$1,907.53
PPO HSA -MetLife DHMO	\$273.16	\$1,271.59	\$985.85	\$1,862.26

MINIMUM VALUE MEDICAL PLANS				
Medical Plan - Dental Plan Combination	EMPLOYEE	EMPLOYEE + SPOUSE	EMPLOYEE + CHILD(REN)	FAMILY
Kaiser MVP - Delta PPO	\$161.21	\$349.42	\$255.98	\$496.69
Kaiser MVP - Delta Incentive *	\$160.99	\$348.62	\$255.18	\$495.89
Kaiser MVP - Anthem PPO	\$156.98	\$334.06	\$240.62	\$481.33
Kaiser MVP - MetLife DHMO	\$139.61	\$286.80	\$195.35	\$436.06
PPO CHOICE MVP - Delta PPO	\$0.00	\$223.92	\$94.80	\$363.19
PPO CHOICE MVP - Delta Incentive *	\$0.00	\$223.12	\$94.00	\$362.39
PPO CHOICE MVP - Anthem PPO	\$0.00	\$208.56	\$79.44	\$347.83
PPO CHOICE MVP - MetLife DHMO	\$0.00	\$161.30	\$34.17	\$302.56

**IMPORTANT:** If you have 2 or more children on a METLIFE Dental Plan there is an additional cost of \$1.99 per month.

\*PLEASE NOTE: *Delta Incentive* is not available for new enrollments.



**Medical, Dental, Vision And Term Life ( please click here).**  
To review Benefit Plan Summaries, please visit our page and select Health & Welfare dropdown.

# Part Time Employees with VSP (27.5 Hour)

## EMPLOYEE CONTRIBUTIONS 2023-2024

AMOUNTS LISTED ARE THE EMPLOYEES SHARE OF THE MONTHLY PREMIUM AND INCLUDE THE DISTRICT CONTRIBUTION; DEDUCTIONS INCLUDE MEDICAL, DENTAL, VISION AND GTL

ANTHEM HMO MEDICAL PLANS				
Medical Plan - Dental Plan Combination	EMPLOYEE	EMPLOYEE + SPOUSE	EMPLOYEE + CHILD(REN)	FAMILY
HMO 20 - Delta PPO	\$294.29	\$1,092.02	\$844.78	\$1,577.69
HMO 20 - Delta Incentive *	\$294.04	\$1,091.22	\$843.98	\$1,576.89
HMO 20 - Anthem PPO	\$289.49	\$1,076.66	\$829.42	\$1,562.33
HMO 20 - MetLife DHMO	\$269.75	\$1,029.40	\$784.15	\$1,517.06
HMO 30 - Delta PPO	\$277.23	\$977.34	\$746.49	\$1,416.59
HMO 30 - Delta Incentive *	\$276.98	\$976.54	\$745.69	\$1,415.79
HMO 30 - Anthem PPO	\$272.43	\$961.98	\$731.13	\$1,401.23
HMO 30 - MetLife DHMO	\$252.68	\$914.72	\$685.86	\$1,355.96
DMHO 500 - Delta PPO	\$254.70	\$825.95	\$616.72	\$1,203.93
DHMO 500 - Delta Incentive*	\$254.45	\$825.15	\$615.92	\$1,203.13
DHMO 500 - Anthem PPO	\$249.90	\$810.59	\$601.36	\$1,188.57
DHMO 500 - MetLife DHMO	\$230.15	\$763.33	\$556.09	\$1,143.30


KAISER HMO MEDICAL PLANS				
Medical Plan - Dental Plan Combination	EMPLOYEE	EMPLOYEE + SPOUSE	EMPLOYEE + CHILD(REN)	FAMILY
Kaiser HMO 20 - Delta PPO	\$267.80	\$986.37	\$838.76	\$1,361.93
Kaiser HMO 20 - Delta Incentive *	\$267.55	\$985.57	\$837.96	\$1,361.13
Kaiser HMO 20 - Anthem PPO	\$263.00	\$971.01	\$823.40	\$1,346.57
Kaiser HMO 20 - MetLife DHMO	\$243.26	\$923.75	\$778.13	\$1,301.30
Kaiser DHMO 500 - Delta PPO	\$230.05	\$720.59	\$597.17	\$999.53
Kaiser DHMO 500 - Delta Incentive *	\$229.80	\$719.79	\$596.37	\$998.73
Kaiser DHMO 500 - Anthem PPO	\$225.25	\$705.23	\$581.81	\$984.17
Kaiser DHMO 500 - MetLife DHMO	\$205.51	\$657.97	\$536.54	\$938.90
Kaiser HSA - Delta PPO	\$213.24	\$602.28	\$489.58	\$838.17
Kaiser HSA - Delta Incentive *	\$212.99	\$601.48	\$488.78	\$837.37
Kaiser HSA - Anthem PPO	\$208.44	\$586.92	\$474.22	\$822.81
Kaiser HSA - MetLife DHMO	\$188.70	\$539.66	\$428.95	\$777.54

ANTHEM PPO MEDICAL PLANS				
Medical Plan - Dental Plan Combination	EMPLOYEE	EMPLOYEE + SPOUSE	EMPLOYEE + CHILD(REN)	FAMILY
PPO 500 - Delta PPO	\$1,147.44	\$2,967.76	\$2,452.56	\$4,212.66
PPO 500 - Delta Incentive *	\$1,146.64	\$2,966.96	\$2,451.76	\$4,211.86
PPO 500 - Anthem PPO	\$1,132.08	\$2,952.40	\$2,437.20	\$4,197.30
PPO 500 - MetLife DHMO	\$1,068.90	\$2,905.14	\$2,391.93	\$4,152.03
PPO 750 - Delta PPO	\$977.12	\$2,610.09	\$2,145.99	\$3,710.22
PPO 750 - Delta Incentive *	\$976.32	\$2,609.29	\$2,145.19	\$3,709.42
PPO 750 - Anthem PPO	\$961.76	\$2,594.73	\$2,130.63	\$3,694.86
PPO 750 - MetLife DHMO	\$898.58	\$2,547.47	\$2,085.36	\$3,649.59
PPO ESS - Delta PPO	\$562.63	\$1,739.66	\$1,399.90	\$2,487.47
PPO ESS - Delta Incentive *	\$561.83	\$1,738.86	\$1,399.10	\$2,486.67
PPO ESS - Anthem PPO	\$547.27	\$1,724.30	\$1,384.54	\$2,472.11
PPO ESS - MetLife DHMO	\$484.09	\$1,677.04	\$1,339.27	\$2,426.84
PPO HSA - Delta PPO	\$389.20	\$1,375.46	\$1,087.73	\$1,975.86
PPO HSA -Delta Incentive *	\$388.40	\$1,374.66	\$1,086.93	\$1,975.06
PPO HSA - Anthem PPO	\$373.84	\$1,360.10	\$1,072.37	\$1,960.50
PPO HSA -MetLife DHMO	\$310.66	\$1,312.84	\$1,027.10	\$1,915.23

MINIMUM VALUE MEDICAL PLANS				
Medical Plan - Dental Plan Combination	EMPLOYEE	EMPLOYEE + SPOUSE	EMPLOYEE + CHILD(REN)	FAMILY
Kaiser MVP - Delta PPO	\$183.19	\$390.67	\$297.23	\$549.66
Kaiser MVP - Delta Incentive *	\$182.94	\$389.87	\$296.43	\$548.86
Kaiser MVP - Anthem PPO	\$178.39	\$375.31	\$281.87	\$534.30
Kaiser MVP - MetLife DHMO	\$158.64	\$328.05	\$236.60	\$489.03
PPO CHOICE MVP - Delta PPO	\$0.00	\$265.17	\$136.05	\$416.16
PPO CHOICE MVP - Delta Incentive *	\$0.00	\$264.37	\$135.25	\$415.36
PPO CHOICE MVP - Anthem PPO	\$0.00	\$249.81	\$120.69	\$400.80
PPO CHOICE MVP - MetLife DHMO	\$0.00	\$202.55	\$75.42	\$355.53

**IMPORTANT:** If you have 2 or more children on a METLIFE Dental Plan there is an additional cost of \$1.99 per month.

\*PLEASE NOTE: *Delta Incentive* is not available for new enrollments.



**Medical, Dental, Vision And Term Life ( please click here).**  
To review Benefit Plan Summaries, please visit our page and select Health & Welfare dropdown.

# Part Time Employees with VSP (20 Hour)

## EMPLOYEE CONTRIBUTIONS 2023-2024

AMOUNTS LISTED ARE THE EMPLOYEES SHARE OF THE MONTHLY PREMIUM AND INCLUDE THE DISTRICT CONTRIBUTION; DEDUCTIONS INCLUDE MEDICAL, DENTAL, VISION AND GTL

ANTHEM HMO MEDICAL PLANS				
Medical Plan - Dental Plan Combination	EMPLOYEE	EMPLOYEE + SPOUSE	EMPLOYEE + CHILD(REN)	FAMILY
HMO 20 - Delta PPO	\$470.87	\$1,298.27	\$1,051.03	\$1,842.53
HMO 20 - Delta Incentive *	\$470.47	\$1,297.47	\$1,050.23	\$1,841.73
HMO 20 - Anthem PPO	\$463.19	\$1,282.91	\$1,035.67	\$1,827.17
HMO 20 - MetLife DHMO	\$431.60	\$1,235.65	\$990.40	\$1,781.90
HMO 30 - Delta PPO	\$443.56	\$1,183.59	\$952.74	\$1,681.43
HMO 30 - Delta Incentive *	\$443.16	\$1,182.79	\$951.94	\$1,680.63
HMO 30 - Anthem PPO	\$435.88	\$1,168.23	\$937.38	\$1,666.07
HMO 30 - MetLife DHMO	\$404.29	\$1,120.97	\$892.11	\$1,620.80
DMHO 500 - Delta PPO	\$407.52	\$1,032.20	\$822.97	\$1,468.77
DHMO 500 - Delta Incentive*	\$407.12	\$1,031.40	\$822.17	\$1,467.97
DHMO 500 - Anthem PPO	\$399.84	\$1,016.84	\$807.61	\$1,453.41
DHMO 500 - MetLife DHMO	\$368.25	\$969.58	\$762.34	\$1,408.14


KAISER HMO MEDICAL PLANS				
Medical Plan - Dental Plan Combination	EMPLOYEE	EMPLOYEE + SPOUSE	EMPLOYEE + CHILD(REN)	FAMILY
Kaiser HMO 20 - Delta PPO	\$428.49	\$1,192.62	\$1,045.01	\$1,626.77
Kaiser HMO 20 - Delta Incentive *	\$428.09	\$1,191.82	\$1,044.21	\$1,625.97
Kaiser HMO 20 - Anthem PPO	\$420.81	\$1,177.26	\$1,029.65	\$1,611.41
Kaiser HMO 20 - MetLife DHMO	\$389.22	\$1,130.00	\$984.38	\$1,566.14
Kaiser DHMO 500 - Delta PPO	\$368.08	\$926.84	\$803.42	\$1,264.37
Kaiser DHMO 500 - Delta Incentive *	\$367.68	\$926.04	\$802.62	\$1,263.57
Kaiser DHMO 500 - Anthem PPO	\$360.40	\$911.48	\$788.06	\$1,249.01
Kaiser DHMO 500 - MetLife DHMO	\$328.81	\$864.22	\$742.79	\$1,203.74
Kaiser HSA - Delta PPO	\$341.19	\$808.53	\$695.83	\$1,103.01
Kaiser HSA - Delta Incentive *	\$340.79	\$807.73	\$695.03	\$1,102.21
Kaiser HSA - Anthem PPO	\$333.51	\$793.17	\$680.47	\$1,087.65
Kaiser HSA - MetLife DHMO	\$301.92	\$745.91	\$635.20	\$1,042.38

ANTHEM PPO MEDICAL PLANS				
Medical Plan - Dental Plan Combination	EMPLOYEE	EMPLOYEE + SPOUSE	EMPLOYEE + CHILD(REN)	FAMILY
PPO 500 - Delta PPO	\$1,334.94	\$3,174.01	\$2,658.81	\$4,477.50
PPO 500 - Delta Incentive *	\$1,334.14	\$3,173.21	\$2,658.01	\$4,476.70
PPO 500 - Anthem PPO	\$1,319.58	\$3,158.65	\$2,643.45	\$4,462.14
PPO 500 - MetLife DHMO	\$1,256.40	\$3,111.39	\$2,598.18	\$4,416.87
PPO 750 - Delta PPO	\$1,164.62	\$2,816.34	\$2,352.24	\$3,975.06
PPO 750 - Delta Incentive *	\$1,163.82	\$2,815.54	\$2,351.44	\$3,974.26
PPO 750 - Anthem PPO	\$1,149.26	\$2,800.98	\$2,336.88	\$3,959.70
PPO 750 - MetLife DHMO	\$1,086.08	\$2,753.72	\$2,291.61	\$3,914.43
PPO ESS - Delta PPO	\$750.13	\$1,945.91	\$1,606.15	\$2,752.31
PPO ESS - Delta Incentive *	\$749.33	\$1,945.11	\$1,605.35	\$2,751.51
PPO ESS - Anthem PPO	\$734.77	\$1,930.55	\$1,590.79	\$2,736.95
PPO ESS - MetLife DHMO	\$671.59	\$1,883.29	\$1,545.52	\$2,691.68
PPO HSA - Delta PPO	\$576.70	\$1,581.71	\$1,293.98	\$2,240.70
PPO HSA -Delta Incentive *	\$575.90	\$1,580.91	\$1,293.18	\$2,239.90
PPO HSA - Anthem PPO	\$561.34	\$1,566.35	\$1,278.62	\$2,225.34
PPO HSA -MetLife DHMO	\$498.16	\$1,519.09	\$1,233.35	\$2,180.07

MINIMUM VALUE MEDICAL PLANS				
Medical Plan - Dental Plan Combination	EMPLOYEE	EMPLOYEE + SPOUSE	EMPLOYEE + CHILD(REN)	FAMILY
Kaiser MVP - Delta PPO	\$293.10	\$596.92	\$503.48	\$814.50
Kaiser MVP - Delta Incentive *	\$292.70	\$596.12	\$502.68	\$813.70
Kaiser MVP - Anthem PPO	\$285.42	\$581.56	\$488.12	\$799.14
Kaiser MVP - MetLife DHMO	\$253.83	\$534.30	\$442.85	\$753.87
PPO CHOICE MVP - Delta PPO	\$47.99	\$471.42	\$342.30	\$681.00
PPO CHOICE MVP - Delta Incentive *	\$47.19	\$470.62	\$341.50	\$680.20
PPO CHOICE MVP - Anthem PPO	\$32.63	\$456.06	\$326.94	\$665.64
PPO CHOICE MVP - MetLife DHMO	\$0.00	\$408.80	\$281.67	\$620.37

**IMPORTANT:** If you have 2 or more children on a METLIFE Dental Plan there is an additional cost of \$1.99 per month.

\*PLEASE NOTE: *Delta Incentive* is not available for new enrollments.



**Medical, Dental, Vision And Term Life ( please click here).**  
To review Benefit Plan Summaries, please visit our page and select Health & Welfare dropdown.

# Part Time Employees with VSP (19 Hour)

## EMPLOYEE CONTRIBUTIONS 2023-2024

AMOUNTS LISTED ARE THE EMPLOYEES SHARE OF THE MONTHLY PREMIUM AND INCLUDE THE DISTRICT CONTRIBUTION; DEDUCTIONS INCLUDE MEDICAL, DENTAL, VISION AND GTL

ANTHEM HMO MEDICAL PLANS				
Medical Plan - Dental Plan Combination	EMPLOYEE	EMPLOYEE + SPOUSE	EMPLOYEE + CHILD(REN)	FAMILY
HMO 20 - Delta PPO	\$494.41	\$1,325.77	\$1,078.53	\$1,877.84
HMO 20 - Delta Incentive *	\$493.99	\$1,324.97	\$1,077.73	\$1,877.04
HMO 20 - Anthem PPO	\$486.34	\$1,310.41	\$1,063.17	\$1,862.48
HMO 20 - MetLife DHMO	\$453.17	\$1,263.15	\$1,017.90	\$1,817.21
HMO 30 - Delta PPO	\$465.74	\$1,211.09	\$980.24	\$1,716.74
HMO 30 - Delta Incentive *	\$465.32	\$1,210.29	\$979.44	\$1,715.94
HMO 30 - Anthem PPO	\$457.67	\$1,195.73	\$964.88	\$1,701.38
HMO 30 - MetLife DHMO	\$424.50	\$1,148.47	\$919.61	\$1,656.11
DMHO 500 - Delta PPO	\$427.89	\$1,059.70	\$850.47	\$1,504.08
DHMO 500 - Delta Incentive*	\$427.47	\$1,058.90	\$849.67	\$1,503.28
DHMO 500 - Anthem PPO	\$419.83	\$1,044.34	\$835.11	\$1,488.72
DHMO 500 - MetLife DHMO	\$386.66	\$997.08	\$789.84	\$1,443.45

KAISER HMO MEDICAL PLANS				
Medical Plan - Dental Plan Combination	EMPLOYEE	EMPLOYEE + SPOUSE	EMPLOYEE + CHILD(REN)	FAMILY
Kaiser HMO 20 - Delta PPO	\$449.91	\$1,220.12	\$1,072.51	\$1,662.08
Kaiser HMO 20 - Delta Incentive *	\$449.49	\$1,219.32	\$1,071.71	\$1,661.28
Kaiser HMO 20 - Anthem PPO	\$441.85	\$1,204.76	\$1,057.15	\$1,646.72
Kaiser HMO 20 - MetLife DHMO	\$408.68	\$1,157.50	\$1,011.88	\$1,601.45
Kaiser DHMO 500 - Delta PPO	\$386.48	\$954.34	\$830.92	\$1,299.68
Kaiser DHMO 500 - Delta Incentive *	\$386.06	\$953.54	\$830.12	\$1,298.88
Kaiser DHMO 500 - Anthem PPO	\$378.42	\$938.98	\$815.56	\$1,284.32
Kaiser DHMO 500 - MetLife DHMO	\$345.25	\$891.72	\$770.29	\$1,239.05
Kaiser HSA - Delta PPO	\$358.24	\$836.03	\$723.33	\$1,138.32
Kaiser HSA - Delta Incentive *	\$357.82	\$835.23	\$722.53	\$1,137.52
Kaiser HSA - Anthem PPO	\$350.18	\$820.67	\$707.97	\$1,122.96
Kaiser HSA - MetLife DHMO	\$317.01	\$773.41	\$662.70	\$1,077.69

ANTHEM PPO MEDICAL PLANS				
Medical Plan - Dental Plan Combination	EMPLOYEE	EMPLOYEE + SPOUSE	EMPLOYEE + CHILD(REN)	FAMILY
PPO 500 - Delta PPO	\$1,359.94	\$3,201.51	\$2,686.31	\$4,512.81
PPO 500 - Delta Incentive *	\$1,359.14	\$3,200.71	\$2,685.51	\$4,512.01
PPO 500 - Anthem PPO	\$1,344.58	\$3,186.15	\$2,670.95	\$4,497.45
PPO 500 - MetLife DHMO	\$1,281.40	\$3,138.89	\$2,625.68	\$4,452.18
PPO 750 - Delta PPO	\$1,189.62	\$2,843.84	\$2,379.74	\$4,010.37
PPO 750 - Delta Incentive *	\$1,188.82	\$2,843.04	\$2,378.94	\$4,009.57
PPO 750 - Anthem PPO	\$1,174.26	\$2,828.48	\$2,364.38	\$3,995.01
PPO 750 - MetLife DHMO	\$1,111.08	\$2,781.22	\$2,319.11	\$3,949.74
PPO ESS - Delta PPO	\$775.13	\$1,973.41	\$1,633.65	\$2,787.62
PPO ESS - Delta Incentive *	\$774.33	\$1,972.61	\$1,632.85	\$2,786.82
PPO ESS - Anthem PPO	\$759.77	\$1,958.05	\$1,618.29	\$2,772.26
PPO ESS - MetLife DHMO	\$696.59	\$1,910.79	\$1,573.02	\$2,726.99
PPO HSA - Delta PPO	\$601.70	\$1,609.21	\$1,321.48	\$2,276.01
PPO HSA -Delta Incentive *	\$600.90	\$1,608.41	\$1,320.68	\$2,275.21
PPO HSA - Anthem PPO	\$586.34	\$1,593.85	\$1,306.12	\$2,260.65
PPO HSA -MetLife DHMO	\$523.16	\$1,546.59	\$1,260.85	\$2,215.38

MINIMUM VALUE MEDICAL PLANS				
Medical Plan - Dental Plan Combination	EMPLOYEE	EMPLOYEE + SPOUSE	EMPLOYEE + CHILD(REN)	FAMILY
Kaiser MVP - Delta PPO	\$307.76	\$624.42	\$530.98	\$849.81
Kaiser MVP - Delta Incentive *	\$307.34	\$623.62	\$530.18	\$849.01
Kaiser MVP - Anthem PPO	\$299.69	\$609.06	\$515.62	\$834.45
Kaiser MVP - MetLife DHMO	\$266.52	\$561.80	\$470.35	\$789.18
PPO CHOICE MVP - Delta PPO	\$72.99	\$498.92	\$369.80	\$716.31
PPO CHOICE MVP - Delta Incentive *	\$72.19	\$498.12	\$369.00	\$715.51
PPO CHOICE MVP - Anthem PPO	\$57.63	\$483.56	\$354.44	\$700.95
PPO CHOICE MVP - MetLife DHMO	\$0.00	\$436.30	\$309.17	\$655.68

**IMPORTANT:** If you have 2 or more children on a METLIFE Dental Plan there is an additional cost of \$1.99 per month.

\*PLEASE NOTE: *Delta Incentive* is not available for new enrollments.



**Medical, Dental, Vision And Term Life ( please click here).**  
To review Benefit Plan Summaries, please visit our page and select Health & Welfare dropdown.